

N100BG

1975 Cessna 210L

FAA Form 337s

MSN: 21060633



Prepared by the worldwide aviation specialists at RidgeAire, Inc.



US Department
of Transportation
Federal Aviation
Administration

MAJOR REPAIR AND ALTERATION
(Airframe, Powerplant, Propeller, or Appliance)

OMB No. 2120-0020 Electronic Tracking Number
Exp: 5/31/2018

For FAA Use Only

INSTRUCTIONS: Print or type all entries. See Title 14 CFR §43.9, Part 43 Appendix B, and AC 43.9-1 (or subsequent revision thereof) for instructions and disposition of this form. This report is required by law (49 U.S.C. §44701). Failure to report can result in a civil penalty for each such violation. (49 U.S.C. §46301(a))

1. Aircraft	Nationality and Registration Mark N100BG	Serial No. 21060633
	Make CESSNA	Model T210
2. Owner	Name (As shown on registration certificate) ROGERS PAT A	Address (As shown on registration certificate) Address PO BOX 2160 CRYSTAL BEACH City GALVESTON State TEXAS Zip 77650-2160 Country UNITED STATES

3. For FAA Use Only

4. Type		5. Unit Identification			
Repair	Alteration	Unit	Make	Model	Serial No.
<input type="checkbox"/>	<input checked="" type="checkbox"/>	AIRFRAME	CESSNA	(As described in Item 1 above)	21060633
<input type="checkbox"/>	<input type="checkbox"/>	POWERPLANT			
<input type="checkbox"/>	<input type="checkbox"/>	PROPELLER			
<input type="checkbox"/>	<input type="checkbox"/>	APPLIANCE	Type		
			Manufacturer		

6. Conformity Statement

A. Agency's Name and Address		B. Kind of Agency		C. Certificate No. GK2R849K
Name	CALKINS AERO	<input type="checkbox"/>	U. S. Certificated Mechanic	
Address	18000 GROESCHKE HANGER 3 EAST	<input type="checkbox"/>	Foreign Certificated Mechanic	
City	HOUSTON State TEXAS	<input checked="" type="checkbox"/>	Certificated Repair Station	
Zip	77084 Country UNITED STATES	<input type="checkbox"/>	Certificated Maintenance Organization	

D. I certify that the repair and/or alteration made to the unit(s) identified in item 5 above and described on the reverse or attachments hereto have been made in accordance with the requirements of Part 43 of the U.S. Federal Aviation Regulations and that the information furnished herein is true and correct to the best of my knowledge.

Extended range fuel per 14 CFR Part 43 App. B <input type="checkbox"/>	Signature/Date of Authorized Individual
--	---

7. Approval for Return to Service

Pursuant to the authority given persons specified below, the unit identified in item 5 was inspected in the manner prescribed by the Administrator of the Federal Aviation Administration and is Approved Rejected

BY	FAA Fit. Standards Inspector	Manufacturer	Maintenance Organization	Persons Approved by Canadian Department of Transport
	FAA Designee <input checked="" type="checkbox"/>	Repair Station	Inspection Authorization	Other (Specify)

Certificate or Designation No. GK2R849K	Signature/Date of Authorized Individual
--	---

NOTICE

Weight and balance or operating limitation changes shall be entered in the appropriate aircraft record. An alteration must be compatible with all previous alterations to assure continued conformity with the applicable airworthiness requirements.

8. Description of Work Accomplished

(If more space is required, attach additional sheets. Identify with aircraft nationality and registration mark and date work completed.)

US N100BG

02/10/2020

Nationality and Registration Mark

Date

INSTALLATION OF A TELEDYNE CONTINENTAL MOTORS IO-550-P ENGINE AND HARTZELL
PHC-J3YF-1RF/F7691 PROPELLER PER STC SA02107AT. WEIGHT AND BALANCE REVISED.
INSTRUCTIONS FOR CONTINUED AIRWORTHINESS PROVIDED.

Additional Sheets Are Attached



U.S. Department
of Transportation
Federal Aviation
Administration

MAJOR REPAIR AND ALTERATION (Airframe, Powerplant, Propeller, or Appliance)

Form Approved
OMB No. 2120-0020
11/30/2007

Electronic Tracking Number

For FAA Use Only

INSTRUCTIONS: Print or type all entries. See Title 14 CFR §43.9, Part 43 Appendix B, and AC 43.9-1 (or subsequent revision thereof) for instructions and disposition of this form. This report is required by law (49 U.S.C. §44701). Failure to report can result in a civil penalty for each such violation. (49 U. S. C. §46301(a))

1. Aircraft	Nationality and Registration Mark N100BG	Serial No. 21060633	
	Make CESSNA	Model T210L	Series
2. Owner	Name (As shown on registration certificate) PAT ROGERS		Address (As shown on registration certificate) PO BOX 2160 CRYSTAL BEACH, TX 77560

3. For FAA Use Only

4. Type		5. Unit Identification			
Repair	Alteration	Unit	Make	Model	Serial No.
<input type="checkbox"/>	<input checked="" type="checkbox"/>	AIRFRAME	_____	(As described in Item 1 above)	_____
<input type="checkbox"/>	<input type="checkbox"/>	POWERPLANT			
<input type="checkbox"/>	<input type="checkbox"/>	PROPELLER			
<input type="checkbox"/>	<input type="checkbox"/>	APPLIANCE	Type		
			Manufacturer		

6. Conformity Statement

A. Agency's Name and Address General Avionics, Inc. 18000 Groeschke Road Hangar 1-E Houston, TX 77084 USA	B. Kind of Agency <table style="width: 100%; border-collapse: collapse;"> <tr> <td style="width: 30%;"><input type="checkbox"/> U. S. Certificated Mechanic</td> <td style="width: 70%;"><input type="checkbox"/> Manufacturer</td> </tr> <tr> <td><input type="checkbox"/> Foreign Certificated Mechanic</td> <td>C. Certificate No.</td> </tr> <tr> <td><input checked="" type="checkbox"/> Certificated Repair Station</td> <td>CRS# Y4XR461Y</td> </tr> <tr> <td><input type="checkbox"/> Certificated Maintenance Organization</td> <td>General Avionics, Inc. 18000 Groeschke Rd.</td> </tr> </table>	<input type="checkbox"/> U. S. Certificated Mechanic	<input type="checkbox"/> Manufacturer	<input type="checkbox"/> Foreign Certificated Mechanic	C. Certificate No.	<input checked="" type="checkbox"/> Certificated Repair Station	CRS# Y4XR461Y	<input type="checkbox"/> Certificated Maintenance Organization	General Avionics, Inc. 18000 Groeschke Rd.
<input type="checkbox"/> U. S. Certificated Mechanic	<input type="checkbox"/> Manufacturer								
<input type="checkbox"/> Foreign Certificated Mechanic	C. Certificate No.								
<input checked="" type="checkbox"/> Certificated Repair Station	CRS# Y4XR461Y								
<input type="checkbox"/> Certificated Maintenance Organization	General Avionics, Inc. 18000 Groeschke Rd.								

D. I certify that the repair and/or alteration made to the unit(s) identified in item 5 above and described on the reverse or attachments hereto have been made in accordance with the requirements of Part 43 of the U. S. Federal Aviation Regulations and that the information furnished herein is true and correct to the best of my knowledge.

Extended range fuel per 14 CFR Part 43 App. B <input type="checkbox"/>	Signature/Date of Authorized Individual <div style="text-align: right; font-family: cursive;"> JAMES W WURMAN JR 20-February-2020 </div>
--	---

7. Approval for Return to Service

Pursuant to the authority given persons specified below, the unit identified in item 5 was inspected in the manner prescribed by the Administrator of the Federal Aviation Administration and is Approved Rejected

	FAA Fit. Standards Inspector	Manufacturer	Maintenance Organization	Persons Approved by Canadian Department of Transport
BY	FAA Designee <input checked="" type="checkbox"/>	Repair Station	Inspection Authorization	Other (Specify)

Certificate or Designation No. Y4XR461Y	Signature/Date of Authorized Individual <div style="text-align: right; font-family: cursive;"> General Avionics, Inc. 20-February-2020 </div>
---	--

NOTICE

Weight and balance or operating limitation changes shall be entered in the appropriate aircraft record. An alteration must be compatible with all previous alterations to assure continued conformity with the applicable airworthiness requirements.

8. Description of Work Accomplished

(If more space is required, attach additional sheets. Identify with aircraft nationality and registration mark and date work completed.)

N100BG

Feb-20-2020

Nationality and Registration Mark

Date

- A. Removed existing Edo-Aire autopilot coupler, converters, roll servo, bracket, cable, and wiring.
- B. Installed Garmin GFC 500 Autopilot with Electronic Stability and Protection, including GMC 507 computer/rack; GSA 28 Pitch Servo/bracket/cable/wiring; GSA 28 Pitch Trim Servo/bracket/cable/wiring; GSA 28 Roll Servo/bracket/cable/wiring.
- C. Interfaced GFC 500 system to Garmin G5 Attitude Indicator and PS Engineering Audio Panel.
- D. This installation was performed in accordance with, or the following manuals were referenced during the installation: Garmin AT, Inc. STC SA01866WI; Garmin GFC 500 STC Install Manual 190-02291-00 rev. 10; Garmin GFC 500 Install Manual Addendum 190-02291-03 rev. 07 for Cessna 172.
- E. All equipment was function tested to MPS this date for proper operation.
- F. Aircraft Weight and Balance revised this date to reflect equipment removed/installed.
- G. Instructions for Continued Airworthiness placed in Aircraft Records.
- H. FAA Approved Flight Manual Supplement provided to Aircraft Owner.

-----END-----

ADDITIONAL SHEETS ARE ATTACHED



U.S. Department
of Transportation
Federal Aviation
Administration

MAJOR REPAIR AND ALTERATION (Airframe, Powerplant, Propeller, or Appliance)

Form Approved
OMB No. 2120-0020
11/30/2007

Electronic Tracking Number

For FAA Use Only

INSTRUCTIONS: Print or type all entries. See Title 14 CFR §43.9, Part 43 Appendix B, and AC 43.9-1 (or subsequent revision thereof) for instructions and disposition of this form. This report is required by law (49 U.S.C. §44701). Failure to report can result in a civil penalty for each such violation. (49 U. S. C. §46301(a))

1. Aircraft	Nationality and Registration Mark N100BG	Serial No. 21060633	
	Make CESSNA	Model T210L	Series
2. Owner	Name (As shown on registration certificate) Dagobert Brito		Address (As shown on registration certificate) 1931 Wroxtton Houston, Tx 77005 USA

3. For FAA Use Only

4. Type		5. Unit Identification			
Repair	Alteration	Unit	Make	Model	Serial No.
<input type="checkbox"/>	<input type="checkbox"/>	AIRFRAME	_____	<i>(As described in Item 1 above)</i>	_____
<input type="checkbox"/>	<input type="checkbox"/>	POWERPLANT			
<input type="checkbox"/>	<input type="checkbox"/>	PROPELLER			
<input type="checkbox"/>	<input type="checkbox"/>	APPLIANCE	Type		
			Manufacturer		

6. Conformity Statement

A. Agency's Name and Address General Avionics, Inc. 18000 Groeschke Road Hangar 1-E Houston, TX 77084 USA	B. Kind of Agency <input type="checkbox"/> U. S. Certificated Mechanic <input type="checkbox"/> Foreign Certificated Mechanic <input checked="" type="checkbox"/> Certificated Repair Station <input type="checkbox"/> Certificated Maintenance Organization <input type="checkbox"/> Manufacturer C. Certificate No. CRS# Y4XR461Y General Avionics, Inc. 18000 Groeschke Rd.
--	---

D. I certify that the repair and/or alteration made to the unit(s) identified in item 5 above and described on the reverse or attachments hereto have been made in accordance with the requirements of Part 43 of the U. S. Federal Aviation Regulations and that the information furnished herein is true and correct to the best of my knowledge.

Extended range fuel per 14 CFR Part 43 App. B <input type="checkbox"/>	Signature/Date of Authorized Individual 	04-May-2018
--	---	--------------------

7. Approval for Return to Service

Pursuant to the authority given persons specified below, the unit identified in item 5 was inspected in the manner prescribed by the Administrator of the Federal Aviation Administration and is Approved Rejected

	FAA Fit. Standards Inspector	Manufacturer	Maintenance Organization	Persons Approved by Canadian Department of Transport
BY	FAA Designee	<input checked="" type="checkbox"/> Repair Station	Inspection Authorization	Other (Specify)

Certificate or Designation No.	Signature/Date of Authorized Individual 	04-May-2018
--------------------------------	---	--------------------

NOTICE

Weight and balance or operating limitation changes shall be entered in the appropriate aircraft record. An alteration must be compatible with all previous alterations to assure continued conformity with the applicable airworthiness requirements.

8. Description of Work Accomplished

(If more space is required, attach additional sheets. Identify with aircraft nationality and registration mark and date work completed.)

N100BG

May-04-2018

Nationality and Registration Mark

Date

- A. Removed equipment as listed on revised Weight and Balance this date.
- B. Installed a Garmin GTX345 ADSB/ES transponder.
- C. This installation was performed in accordance with or the following manuals were referenced during the installation: Garmin AT, Inc. STC SA01714WI.
- D. All installed equipment was function tested to MPS this date for proper operation.
- E. Aircraft Weight and Balance revised this date.
- F. Instructions for Continued Airworthiness placed in Aircraft Records.
- G. FAA Approved Flight Manual Supplement provided to aircraft owner.

-----END-----

ADDITIONAL SHEETS ARE ATTACHED



U.S. Department
of Transportation
Federal Aviation
Administration

MAJOR REPAIR AND ALTERATION (Airframe, Powerplant, Propeller, or Appliance)

Form Approved
OMB No. 2120-0020
11/30/2007

Electronic Tracking Number

For FAA Use Only

INSTRUCTIONS: Print or type all entries. See Title 14 CFR §43.9, Part 43 Appendix B, and AC 43.9-1 (or subsequent revision thereof) for instructions and disposition of this form. This report is required by law (49 U.S.C. §44701). Failure to report can result in a civil penalty for each such violation. (49 U. S. C. §46301(a))

1. Aircraft	Nationality and Registration Mark N100BG	Serial No. 21060633	
	Make CESSNA	Model T210L	Series
2. Owner	Name (As shown on registration certificate) PATS DEMOLITION		Address (As shown on registration certificate) PO BOX 210 CRYTAL BEACH, TX 77650

3. For FAA Use Only

4. Type		5. Unit Identification			
Repair	Alteration	Unit	Make	Model	Serial No.
<input type="checkbox"/>	<input checked="" type="checkbox"/>	AIRFRAME	_____	<i>(As described in Item 1 above)</i>	_____
<input type="checkbox"/>	<input type="checkbox"/>	POWERPLANT			
<input type="checkbox"/>	<input type="checkbox"/>	PROPELLER			
<input type="checkbox"/>	<input type="checkbox"/>	APPLIANCE	Type		
			Manufacturer		

6. Conformity Statement

A. Agency's Name and Address General Avionics, Inc. 18000 Groeschke Road Hangar 1-E Houston, TX 77084 USA	B. Kind of Agency <input type="checkbox"/> U. S. Certificated Mechanic <input type="checkbox"/> Foreign Certificated Mechanic <input checked="" type="checkbox"/> Certificated Repair Station <input type="checkbox"/> Certificated Maintenance Organization
	Manufacturer C. Certificate No. CRS# Y4XR461Y General Avionics, Inc. 18000 Groeschke Rd.

D. I certify that the repair and/or alteration made to the unit(s) identified in item 5 above and described on the reverse or attachments hereto have been made in accordance with the requirements of Part 43 of the U. S. Federal Aviation Regulations and that the information furnished herein is true and correct to the best of my knowledge.

Extended range fuel per 14 CFR Part 43 App. B <input type="checkbox"/>	Signature/Date of Authorized Individual 	JAMES W WURMAN 27-January-2017
--	---	---

7. Approval for Return to Service

Pursuant to the authority given persons specified below, the unit identified in item 5 was inspected in the manner prescribed by the Administrator of the Federal Aviation Administration and is **Approved** **Rejected**

	FAA Fit. Standards Inspector	Manufacturer	Maintenance Organization	Persons Approved by Canadian Department of Transport
BY	FAA Designee	<input checked="" type="checkbox"/> Repair Station	Inspection Authorization	Other (Specify)

Certificate or Designation No. Y4XR461Y	Signature/Date of Authorized Individual 	General Avionics, Inc. 27-January-2017
---	---	---

NOTICE

Weight and balance or operating limitation changes shall be entered in the appropriate aircraft record. An alteration must be compatible with all previous alterations to assure continued conformity with the applicable airworthiness requirements.

8. Description of Work Accomplished

(If more space is required, attach additional sheets. Identify with aircraft nationality and registration mark and date work completed.)

N100BG

Jan-27-2017

Nationality and Registration Mark

Date

- A. Installed a Garmin GTX 345.
- B. This installation was performed in accordance with or the following manuals were referenced during the installation: Garmin AT, Inc. STC SA01714WI.
- C. All installed equipment was function tested to MPS this date for proper operation.
- D. Aircraft Weight and Balance revised this date.
- E. Instructions for Continued Airworthiness placed in Aircraft Records.
- F. FAA Approved Flight Manual Supplement provided to aircraft owner.

—END—

ADDITIONAL SHEETS ARE ATTACHED

INSTRUCTIONS: Print or type all entries. See Title 14 CFR §43.9, Part 43 Appendix B, and AC 43.9-1 (or subsequent revision thereof) for instructions and disposition of this form. This report is required by law (49 U.S.C. §44701). Failure to report can result in a civil penalty for each such violation. (49 U. S. C. §46301(a))

1. Aircraft	Nationality and Registration Mark N100BG	Serial No. 21060633	
	Make CESSNA	Model T210L	Series
2. Owner	Name (As shown on registration certificate) PATS DEMOLITION		Address (As shown on registration certificate) PO BOX 210 CRYTAL BEACH, TX 77650

3. For FAA Use Only

4. Type		5. Unit Identification			
Repair	Alteration	Unit	Make	Model	Serial No.
<input type="checkbox"/>	<input checked="" type="checkbox"/>	AIRFRAME	_____	(As described in Item 1 above)	_____
<input type="checkbox"/>	<input type="checkbox"/>	POWERPLANT			
<input type="checkbox"/>	<input type="checkbox"/>	PROPELLER			
<input type="checkbox"/>	<input type="checkbox"/>	APPLIANCE	Type		
			Manufacturer		

6. Conformity Statement

A. Agency's Name and Address General Avionics, Inc. 18000 Groeschke Road Hangar 1-E Houston, TX 77084 USA	B. Kind of Agency <table style="width:100%; border-collapse: collapse;"> <tr> <td style="width: 30%;"><input type="checkbox"/> U. S. Certificated Mechanic</td> <td style="width: 70%;"><input type="checkbox"/> Manufacturer</td> </tr> <tr> <td><input type="checkbox"/> Foreign Certificated Mechanic</td> <td>C. Certificate No.</td> </tr> <tr> <td><input checked="" type="checkbox"/> Certificated Repair Station</td> <td>CRS# Y4XR461Y</td> </tr> <tr> <td><input type="checkbox"/> Certificated Maintenance Organization</td> <td>General Avionics, Inc. 18000 Groeschke Rd.</td> </tr> </table>	<input type="checkbox"/> U. S. Certificated Mechanic	<input type="checkbox"/> Manufacturer	<input type="checkbox"/> Foreign Certificated Mechanic	C. Certificate No.	<input checked="" type="checkbox"/> Certificated Repair Station	CRS# Y4XR461Y	<input type="checkbox"/> Certificated Maintenance Organization	General Avionics, Inc. 18000 Groeschke Rd.
<input type="checkbox"/> U. S. Certificated Mechanic	<input type="checkbox"/> Manufacturer								
<input type="checkbox"/> Foreign Certificated Mechanic	C. Certificate No.								
<input checked="" type="checkbox"/> Certificated Repair Station	CRS# Y4XR461Y								
<input type="checkbox"/> Certificated Maintenance Organization	General Avionics, Inc. 18000 Groeschke Rd.								

D. I certify that the repair and/or alteration made to the unit(s) identified in item 5 above and described on the reverse or attachments hereto have been made in accordance with the requirements of Part 43 of the U. S. Federal Aviation Regulations and that the information furnished herein is true and correct to the best of my knowledge.

Extended range fuel per 14 CFR Part 43 App. B <input type="checkbox"/>	Signature/Date of Authorized Individual 	JAMES W WURMAN 27-January-2017
--	---	--

7. Approval for Return to Service

Pursuant to the authority given persons specified below, the unit identified in item 5 was inspected in the manner prescribed by the Administrator of the Federal Aviation Administration and is Approved Rejected

	FAA Fit. Standards Inspector		Manufacturer	Maintenance Organization	Persons Approved by Canadian Department of Transport
BY	FAA Designee	<input checked="" type="checkbox"/>	Repair Station	Inspection Authorization	Other (Specify)

Certificate or Designation No. Y4XR461Y	Signature/Date of Authorized Individual 	General Avionics, Inc. 27-January-2017
---	---	--

NOTICE

Weight and balance or operating limitation changes shall be entered in the appropriate aircraft record. An alteration must be compatible with all previous alterations to assure continued conformity with the applicable airworthiness requirements.

8. Description of Work Accomplished

(If more space is required, attach additional sheets. Identify with aircraft nationality and registration mark and date work completed.)

N100BG

Jan-27-2017

Nationality and Registration Mark

Date

- A. Removed equipment as listed on revised Weight and Balance this date.
- B. Installed a Garmin GTN 750 DUAL INSTALL WITH GA-35 WAAS antenna's
Interfaced with a previously installed GARMIN G500 SYSTEM and STEC 55X AP.
- C. This installation was performed in accordance with or the following manuals were referenced during
the installation: Garmin International STC SA02019SE-D.
- D. All installed equipment was function tested to MPS this date for proper operation.
- E. Aircraft Weight and Balance revised this date.
- F. Instructions for Continued Airworthiness placed in aircraft records
- G. FAA Approved Flight Manual Supplement provided to aircraft owner.

-----END-----

ADDITIONAL SHEETS ARE ATTACHED



MAJOR REPAIR AND ALTERATION (Airframe, Powerplant, Propeller, or Appliance)

Form Approved OMB No. 2120-0020 11/30/2007 Electronic Tracking Number

For FAA Use Only

INSTRUCTIONS: Print or type all entries. See Title 14 CFR §43.9, Part 43 Appendix B, and AC 43.9-1 (or subsequent revision thereof) for instructions and disposition of this form. This report is required by law (49 U.S.C. §44701). Failure to report can result in a civil penalty for each such violation. (49 U. S. C. §46301(a))

1. Aircraft	Nationality and Registration Mark N100BG	Serial No. 21060633	
	Make CESSNA	Model T210L	Series
2. Owner	Name (As shown on registration certificate) PATS DEMOLITION		Address (As shown on registration certificate) PO BOX 210 CRYTAL BEACH, TX 77650

3. For FAA Use Only

4. Type		5. Unit Identification			
Repair	Alteration	Unit	Make	Model	Serial No.
<input type="checkbox"/>	<input checked="" type="checkbox"/>	AIRFRAME	██████████	(As described in item 1 above)	██████████
<input type="checkbox"/>	<input type="checkbox"/>	POWERPLANT			
<input type="checkbox"/>	<input type="checkbox"/>	PROPELLER			
<input type="checkbox"/>	<input type="checkbox"/>	APPLIANCE	Type		
			Manufacturer		

6. Conformity Statement

A. Agency's Name and Address General Avionics, Inc. 18000 Groeschke Road Hangar 1-E Houston, TX 77084 USA	B. Kind of Agency <table style="width: 100%; border-collapse: collapse;"> <tr> <td style="width: 33%;"><input type="checkbox"/> U. S. Certificated Mechanic</td> <td style="width: 33%;"><input type="checkbox"/> Manufacturer</td> </tr> <tr> <td><input type="checkbox"/> Foreign Certificated Mechanic</td> <td>C. Certificate No.</td> </tr> <tr> <td><input checked="" type="checkbox"/> Certificated Repair Station</td> <td>CRS# Y4XR461Y</td> </tr> <tr> <td><input type="checkbox"/> Certificated Maintenance Organization</td> <td>General Avionics, Inc. 18000 Groeschke Rd.</td> </tr> </table>	<input type="checkbox"/> U. S. Certificated Mechanic	<input type="checkbox"/> Manufacturer	<input type="checkbox"/> Foreign Certificated Mechanic	C. Certificate No.	<input checked="" type="checkbox"/> Certificated Repair Station	CRS# Y4XR461Y	<input type="checkbox"/> Certificated Maintenance Organization	General Avionics, Inc. 18000 Groeschke Rd.
<input type="checkbox"/> U. S. Certificated Mechanic	<input type="checkbox"/> Manufacturer								
<input type="checkbox"/> Foreign Certificated Mechanic	C. Certificate No.								
<input checked="" type="checkbox"/> Certificated Repair Station	CRS# Y4XR461Y								
<input type="checkbox"/> Certificated Maintenance Organization	General Avionics, Inc. 18000 Groeschke Rd.								

D. I certify that the repair and/or alteration made to the unit(s) identified in item 5 above and described on the reverse or attachments hereto have been made in accordance with the requirements of Part 43 of the U. S. Federal Aviation Regulations and that the information furnished herein is true and correct to the best of my knowledge.

Extended range fuel per 14 CFR Part 43 App. B <input type="checkbox"/>	Signature/Date of Authorized Individual 	JAMES W WURMAN 27-January-2017
--	---	--

7. Approval for Return to Service

Pursuant to the authority given persons specified below, the unit identified in item 5 was inspected in the manner prescribed by the Administrator of the Federal Aviation Administration and is **Approved** **Rejected**

	FAA Fit. Standards Inspector	Manufacturer	Maintenance Organization	Persons Approved by Canadian Department of Transport
BY	FAA Designee	<input checked="" type="checkbox"/> Repair Station	Inspection Authorization	Other (Specify)

Certificate or Designation No. Y4XR461Y	Signature/Date of Authorized Individual 	General Avionics, Inc. 27-January-2017
---	---	--

NOTICE

Weight and balance or operating limitation changes shall be entered in the appropriate aircraft record. An alteration must be compatible with all previous alterations to assure continued conformity with the applicable airworthiness requirements.

8. Description of Work Accomplished

(If more space is required, attach additional sheets. Identify with aircraft nationality and registration mark and date work completed.)

N100BG

Jan-27-2017

Nationality and Registration Mark

Date

- A. Removed equipment as listed on revised Weight and Balance this date.
- B. Installed a STEC System 55X autopilot. Coupled this to an existing G500 AND GTN 750 .
- C. This installation was performed in accordance with or the following manuals were referenced during the installation: S-TEC STC #SA1525WE

- D. All installed equipment was function tested to MPS this date for proper operation.
- E. Aircraft Weight and Balance revised this date.
- F. Instructions for Continued Airworthiness placed in Aircraft Records.
- G. FAA Approved Flight Manual Supplement provided to aircraft owner.

-----END-----

ADDITIONAL SHEETS ARE ATTACHED



U.S. Department
of Transportation
Federal Aviation
Administration

MAJOR REPAIR AND ALTERATION (Airframe, Powerplant, Propeller, or Appliance)

Form Approved
OMB No. 2120-0020
11/30/2007

Electronic Tracking Number

For FAA Use Only

INSTRUCTIONS: Print or type all entries. See Title 14 CFR §43.9, Part 43 Appendix B, and AC 43.9-1 (or subsequent revision thereof) for instructions and disposition of this form. This report is required by law (49 U.S.C. §44701). Failure to report can result in a civil penalty for each such violation. (49 U. S. C. §46301(a))

1. Aircraft	Nationality and Registration Mark N100BG	Serial No. 21060633	
	Make CESSNA	Model T210L	Series
2. Owner	Name (As shown on registration certificate) PATS DEMOLITION		Address (As shown on registration certificate) PO BOX 2160 CRYSTAL BEACH, TX 77650

3. For FAA Use Only

4. Type		5. Unit Identification			
Repair	Alteration	Unit	Make	Model	Serial No.
<input type="checkbox"/>	<input checked="" type="checkbox"/>	AIRFRAME	_____	(As described in Item 1 above)	_____
<input type="checkbox"/>	<input type="checkbox"/>	POWERPLANT			
<input type="checkbox"/>	<input type="checkbox"/>	PROPELLER			
<input type="checkbox"/>	<input type="checkbox"/>	APPLIANCE	Type		
			Manufacturer		

6. Conformity Statement

A. Agency's Name and Address General Avionics, Inc. 18000 Groeschke Road Hangar 1-E Houston, TX 77084 USA	B. Kind of Agency <table style="width: 100%; border-collapse: collapse;"> <tr> <td style="width: 30%;"><input type="checkbox"/> U. S. Certified Mechanic</td> <td style="width: 70%;">Manufacturer</td> </tr> <tr> <td><input type="checkbox"/> Foreign Certified Mechanic</td> <td>C. Certificate No.</td> </tr> <tr> <td><input checked="" type="checkbox"/> Certified Repair Station</td> <td>CRS# Y4XR461Y</td> </tr> <tr> <td><input type="checkbox"/> Certified Maintenance Organization</td> <td>General Avionics, Inc.</td> </tr> </table>	<input type="checkbox"/> U. S. Certified Mechanic	Manufacturer	<input type="checkbox"/> Foreign Certified Mechanic	C. Certificate No.	<input checked="" type="checkbox"/> Certified Repair Station	CRS# Y4XR461Y	<input type="checkbox"/> Certified Maintenance Organization	General Avionics, Inc.
<input type="checkbox"/> U. S. Certified Mechanic	Manufacturer								
<input type="checkbox"/> Foreign Certified Mechanic	C. Certificate No.								
<input checked="" type="checkbox"/> Certified Repair Station	CRS# Y4XR461Y								
<input type="checkbox"/> Certified Maintenance Organization	General Avionics, Inc.								

D. I certify that the repair and/or alteration made to the unit(s) identified in item 5 above and described on the reverse or attachments hereto have been made in accordance with the requirements of Part 43 of the U. S. Federal Aviation Regulations and that the information furnished herein is true and correct to the best of my knowledge.

Extended range fuel per 14 CFR Part 43 App. B <input type="checkbox"/>	Signature/Date of Authorized Individual 	31-January-2012
--	---	-----------------

7. Approval for Return to Service

Pursuant to the authority given persons specified below, the unit identified in item 5 was inspected in the manner prescribed by the Administrator of the Federal Aviation Administration and is Approved Rejected

	FAA Fit. Standards Inspector	Manufacturer	Maintenance Organization	Persons Approved by Canadian Department of Transport
BY	FAA Designee	<input checked="" type="checkbox"/> Repair Station	Inspection Authorization	Other (Specify)

Certificate or Designation No. Y4XR461Y	Signature/Date of Authorized Individual 	General Avionics, Inc. 31-January-2012
---	---	---

NOTICE

Weight and balance or operating limitation changes shall be entered in the appropriate aircraft record. An alteration must be compatible with all previous alterations to assure continued conformity with the applicable airworthiness requirements.

8. Description of Work Accomplished

(If more space is required, attach additional sheets. Identify with aircraft nationality and registration mark and date work completed.)

N100BG

Jan-31-2012

Nationality and Registration Mark

Date

N100BG

- A. REMOVED EQUIPMENT AS LISTED ON REVISED WEIGHT AND BALANCE.
- B. INSTALLED ASPEN EFD 1000 PFD.
- C. THIS INSTALLATION WAS PERFORMED IN ACCORDANCE WITH STC #SA10822SC.
- D. ALL EQUIPMENT WAS FUNCTION TESTED TO MPS FOR PROPER OPERATION.
- E. AIRCRAFT WEIGHT AND BALANCE REVISED THIS DATE.
- F. INSTRUCTIONS FOR CONTINUED AIRWORTHINESS PLACED IN AIRCRAFT OWNERS RECORDS.
- G. FAA APPROVED FMS PROVIDED TO AIRCRAFT OWNER.

.....END.....

ADDITIONAL SHEETS ARE ATTACHED



US Department
of Transportation
Federal Aviation
Administration

**MAJOR REPAIR AND ALTERATION
(Airframe, Powerplant, Propeller, or Appliance)**

Form Approved
OMB No. 2120-0020
11/30/2007

Electronic Tracking Number

For FAA Use Only

INSTRUCTIONS: Print or type all entries. See Title 14 CFR §43.9, Part 43 Appendix B, and AC 43.9-1 (or subsequent revision thereof) for instructions and disposition of this form. This report is required by law (49 U.S.C. §44701). Failure to report can result in a civil penalty for each such violation. (49 U.S.C. §46301(a))

1. Aircraft	Nationality and Registration Mark N100BG	Serial No. 21060633	
	Make CESSNA	Model T210L	Series
2. Owner	Name (As shown on registration certificate) BRITO DAGOBERT L	Address (As shown on registration certificate) Address 1931 WROXTON RD	
		City HOUSTON State TX Zip 77005-1611 Country USA	

3. For FAA Use Only

4. Type		5. Unit Identification			
Repair	Alteration	Unit	Make	Model	Serial No.
<input type="checkbox"/>	<input checked="" type="checkbox"/>	AIRFRAME	_____	(As described in Item 1 above)	_____
<input type="checkbox"/>	<input type="checkbox"/>	POWERPLANT			
<input type="checkbox"/>	<input type="checkbox"/>	PROPELLER			
<input type="checkbox"/>	<input type="checkbox"/>	APPLIANCE	Type		
			Manufacturer		

6. Conformity Statement

A. Agency's Name and Address		B. Kind of Agency	
Name	FOUAD F. HUSSAIN	<input checked="" type="checkbox"/> U. S. Certificated Mechanic	Manufacturer
Address	12888 HWY 6 SOUTH, STE 113	<input type="checkbox"/> Foreign Certificated Mechanic	C. Certificate No.
City	SUGAR LAND State TX	<input type="checkbox"/> Certificated Repair Station	
Zip	77478 Country USA	<input type="checkbox"/> Certificated Maintenance Organization	3204861

D. I certify that the repair and/or alteration made to the unit(s) identified in item 5 above and described on the reverse or attachments hereto have been made in accordance with the requirements of Part 43 of the U.S. Federal Aviation Regulations and that the information furnished herein is true and correct to the best of my knowledge.

Extended range fuel per 14 CFR Part 43 App. B <input type="checkbox"/>	Signature/Date of Authorized Individual FOUAD F. HUSSAIN 12/11/2008	
--	--	--

7. Approval for Return to Service

Pursuant to the authority given persons specified below, the unit identified in item 5 was inspected in the manner prescribed by the Administrator of the Federal Aviation Administration and is Approved Rejected

BY	FAA Flt. Standards Inspector	Manufacturer	Maintenance Organization	Persons Approved by Canadian Department of Transport
	FAA Designee	Repair Station	<input checked="" type="checkbox"/> Inspection Authorization	

Certificate or Designation No. 3204861	Signature/Date of Authorized Individual FOUAD F. HUSSAIN 12/11/2008	
---	--	--

NOTICE

Weight and balance or operating limitation changes shall be entered in the appropriate aircraft record. An alteration must be compatible with all previous alterations to assure continued conformity with the applicable airworthiness requirements.

N100BG

12/11/2008

8. Description of Work Accomplished

Nationality and Registration Mark

Date

Removed original Leigh Systems, Inc. ELT Model No. 7A-1-201 and installed ACK Technologies, Inc. ELT Model No. E-01. This ELT meets the requirements of TSO-C91a and FAR 91.207 provided Duracell Alkaline batteries P/n MN1300 are installed.

The main unit was installed in the pre-existing location at F.S. 159.1. The antenna was installed in the pre-existing location at F.S. 165.0 and the remote installed in the instrument panel at F.S. 17.0.

The installation was performed per manufacturers Installation & Operation Manual No. E-01-M and IAW AC 43.13-2A Ch. 1-3. Amended Aircraft Weight & Balance and Equipment List.

Instructions for Continued Airworthiness (ICA).

Periodic Maintenance procedures can be found in the Installation & Operation Manual No. E-01-M Section 7.

-----END-----



US Department
of Transportation
Federal Aviation
Administration

MAJOR REPAIR AND ALTERATION (Airframe, Powerplant, Propeller, or Appliance)

Form Approved
OMB No. 2120-0020
11/30/2007

Electronic Tracking Number

For FAA Use Only

INSTRUCTIONS: Print or type all entries. See Title 14 CFR §43.9, Part 43 Appendix B, and AC 43.9-1 (or subsequent revision thereof) for instructions and disposition of this form. This report is required by law (49 U.S.C. §44701). Failure to report can result in a civil penalty for each such violation. (49 U.S.C. §46301(a))

1. Aircraft	Nationality and Registration Mark N100BG	Serial No. 21060633	
	Make CESSNA	Model T210L	Series
2. Owner	Name (As shown on registration certificate) BRITO DAGOBERT L	Address (As shown on registration certificate) Address 1931 WROXTON RD	
		City HOUSTON State TX	Zip 77005-1611 Country USA

3. For FAA Use Only

4. Type		5. Unit Identification			
Repair	Alteration	Unit	Make	Model	Serial No.
<input type="checkbox"/>	<input checked="" type="checkbox"/>	AIRFRAME	_____	(As described in Item 1 above)	_____
<input type="checkbox"/>	<input type="checkbox"/>	POWERPLANT			
<input type="checkbox"/>	<input type="checkbox"/>	PROPELLER			
<input type="checkbox"/>	<input type="checkbox"/>	APPLIANCE	Type		
			Manufacturer		

6. Conformity Statement

A. Agency's Name and Address		B. Kind of Agency		C. Certificate No.	
Name <u>FOUAD F. HUSSAIN</u>		<input checked="" type="checkbox"/>	U. S. Certificated Mechanic	3204861	
Address <u>12888 HWY 6 SOUTH, STE 113</u>		<input type="checkbox"/>	Foreign Certificated Mechanic		
City <u>SUGAR LAND</u> State <u>TX</u>		<input type="checkbox"/>	Certificated Repair Station		
Zip <u>77478</u> Country <u>USA</u>		<input type="checkbox"/>	Certificated Maintenance Organization		

D. I certify that the repair and/or alteration made to the unit(s) identified in item 5 above and described on the reverse or attachments hereto have been made in accordance with the requirements of Part 43 of the U.S. Federal Aviation Regulations and that the information furnished herein is true and correct to the best of my knowledge.

Extended range fuel per 14 CFR Part 43 App. B <input type="checkbox"/>	Signature/Date of Authorized Individual FOUAD F. HUSSAIN 12/11/2008	
--	--	--

7. Approval for Return to Service

Pursuant to the authority given persons specified below, the unit identified in item 5 was inspected in the manner prescribed by the Administrator of the Federal Aviation Administration and is Approved Rejected

BY	FAA Fit. Standards Inspector	Manufacturer	Maintenance Organization	Persons Approved by Canadian Department of Transport
	FAA Designee	Repair Station	<input checked="" type="checkbox"/>	Inspection Authorization

Certificate or Designation No. 3204861	Signature/Date of Authorized Individual FOUAD F. HUSSAIN 12/11/2008	
---	--	--

NOTICE

Weight and balance or operating limitation changes shall be entered in the appropriate aircraft record. An alteration must be compatible with all previous alterations to assure continued conformity with the applicable airworthiness requirements.

N100BG

12/11/2008

8. Description of Work Accomplished

Nationality and Registration Mark

Date

Removed existing McCauley Wheels and Brakes and installed new Parker Hannifin Corporation (Cleveland) Wheel & Brake Conversion Kit No. 199-60 in accordance with Cleveland Installation Drawings 50-34 Rev. B, dated October 1, 2003 per STC No. SA52GL.

Amended aircraft Weight & Balance and Equipment List.

Instructions for Continued Airworthiness (ICA)

Refer to Cleveland Wheels & Brakes Component Maintenance Manual (CMM) No. AWBCMM0001 and Cessna Model 210 Service Manual Section 5.

----- END -----

United States of America
Department of Transportation — Federal Aviation Administration
Supplemental Type Certificate

Number SA52GL

This certificate, issued to

Aircraft Wheel & Brake Division
Parker Hannifin Corporation
1160 Center Road
Avon, Ohio 44011

certifies that the change in the type design for the following product with the limitations and conditions therefor as specified hereon meets the airworthiness requirements of Part 3 of the Civil Air Regulations. See Type Certificate Data Sheet 3A21 for complete certification basis.

Original Product — Type Certificate Number 3A21
Make Cessna
Model 210, 210A, 210B, 210C, 210K, 210L, 210M, 210N, T210L, T210M, and P210N

Description of Type Design Change.

On all models listed above, except P210N, install Parker Hannifin Corporation (Cleveland) Wheel & Brake Conversion Kit P/N 199-60 in accordance with Cleveland Installation Drawings 50-34 dated April 26, 1974 and 20-64, Revision F dated March 11, 1981, or later FAA approved revisions. On all Model P210N (Serial Numbers P21000001 through P21000150) install Parker Hannifin Corporation Wheel & Brake Conversion Kit P/N 199-60A in accordance with Cleveland Installation Drawing 50-63 dated August 13, 1980, or later FAA approved revisions.

Limitations and Conditions.

Compatibility of this modification with other previously approved modifications must be determined by the installer.

This certificate and the supporting data which is the basis for approval shall remain in effect until surrendered, suspended, revoked, or a termination date is otherwise established by the Administrator of the Federal Aviation Administration.


Date of application May 2, 1974

Date issued September 11, 1980

Date of issuance June 6, 1974

Date amended August 29, 1980, May 20, 1985



By 
W. F. Horn (Signature)

Manager, Chicago Aircraft Certification Office
Central Region, ACE-115C

(Title)

Any alteration of this certificate is punishable by a fine of not exceeding \$1,000, or imprisonment not exceeding 3 years, or both.

This certificate may be transferred in accordance with FAR 21.47



U.S. Department of
Transportation
Federal Aviation
Administration

MAJOR REPAIR AND ALTERATION (Airframe, Powerplant, Propeller, or Appliance)

Form Approved
OMB No. 2120-0020

For FAA Use Only

Office Identification
SW09 BG

INSTRUCTIONS: Print or type all entries. See FAR 43.9, FAR 43 Appendix B, and AC 43.9-1 (or subsequent revision thereof) for instructions and disposition of this form. This report is required by law (49 U.S.C. 1421). Failure to report can result in a civil penalty not to exceed \$1,000 for each such violation (Section 901 Federal Aviation Act 1958)

1. Aircraft	Make CESSNA	Model T210L
	Serial No. 24060603 2106063	Nationality and Registration Mark usa N100BG
2. Owner	Name (As shown on registration certificate) BRITO DAGOBERT L.	Address (As shown on registration certificate) 1931 WROXTON HOUSTON, TX. 77005

3. For FAA Use Only

4. Unit Identification				5. Type	
Unit	Make	Model	Serial No.	Repair	Alteration
AIRFRAME	----- (As described in item 1 above) -----				XX
POWERPLANT					
PROPELLER					
APPLIANCE	Type				
	Manufacturer				

6. Conformity Statement

A. Agency's Name and Address JAMES PLACETTE GALINDO AIRCRAFT SERVICE, INC. 18000 GROESCHKE RD. HANGAR B 2 EAST HOUSTON, TX. 77084	B. Kind of Agency <input checked="" type="checkbox"/> U.S. Certificated Mechanic <input type="checkbox"/> Foreign Certificated Mechanic <input type="checkbox"/> Certificated Repair Station <input type="checkbox"/> Manufacturer	C. Certificate No. <div style="font-size: 24pt; text-align: center;">461375578</div>
--	---	--

I certify that the repair and/or alteration made to the unit(s) identified in item 4 above and described on the reverse or attachments hereto have been made in accordance with the requirements of Part 43 of the U.S. Federal Aviation Regulations and that the information furnished herein is true and correct to the best of my knowledge.

Date 2/10/2006	Signature of Authorized Individual <i>[Signature]</i>
-------------------	--

7. Approval for Return to Service

Pursuant to the authority given persons specified below, the unit identified in item 4 was inspected in the manner prescribed by the Administrator of the Federal Aviation Administration and is APPROVED REJECTED

BY	FAA Fit Standards Inspector	Manufacturer	XX	Inspection Authorization	Other (Specify)
	FAA Designee	Repair Station		Person Approved by Transport Canada Airworthiness Group	
Date of Approval or Rejection 2/10/2006		Certificate or Designation No. 461375578		Signature of Authorized Individual <i>[Signature]</i>	

NOTICE

Weight and balance or operating limitation changes shall be entered in the appropriate aircraft record. An alteration must be compatible with all previous alterations to assure continued conformity with the applicable airworthiness requirements.

8. Description of Work Accomplished

(If more space is required, attach additional sheets. Identify with aircraft nationality and registration mark and date work completed.)

INSTALLATION OF A MODIFIED EXHAUST SYSTEM IN ACCORDANCE WITH KNISLEY WELDING, INC. DRAWING LIST MMDL AND STC SA5012NM.

HOU FSDO
RECEIVED

FEB 17 2006

MGR	OPS UNIT	
	AW UNIT	AAZ
AO	SPM-OPS	
LAN	SPM-AW	
		CCT

Additional Sheets Are Attached

**MAJOR REPAIR AND ALTERATION
(Airframe, Powerplant, Propeller, or Appliance)**

US Department
of Transportation
Federal Aviation
Administration

Form Approved
OMB No. 2120-0020

For FAA Use Only

Office Identification
SWFSD0097

INSTRUCTIONS: Print or type all entries. See FAR 43.9, FAR 43 Appendix B, and AC 43.9-1 (or subsequent revision thereof) for instructions and disposition of this form. This form is required by law (49 U.S.C. 1421). Failure to report can result in a civil penalty not to exceed \$1,000 for each such violation (Section 901 Federal Aviation Act of 1958).

1. Aircraft	Make Cessna	Model 210L
	Serial No. 21060633	Nationality and Registration Mark N100EG
2. Owner	Name (As shown on registration certificate) BOB GOLD CHEV SALES INC	Address (As shown on registration certificate) RR 1 BOX 106 GIDDINGS TX 78942-9706

3. For FAA Use Only

The ~~data/entries~~ identified herein complied with applicable airworthiness requirements and is approved only for the above described aircraft subject to conformity inspection by a person authorized in FAR 43.7

29 MAR 2000 *M. J. Fye*

SW-FSDO-09

Date	FAA Inspector	4. Unit Identification			5. Type	
Unit	Make	Model	Serial No.	Repair	Alteration	
AIRFRAME	As described in item 1 above				X	
POWERPLANT						
PROPELLER						
APPLIANCE	Type					
	Manufacturer					

6. Conformity Statement

A. Agency's Name and Address	B. Kind of Agency	C. Certificate No.
EASTERWOOD AVIONICS, INC 1680 GEORGE BUSH DR WEST #1 COLLEGE STATION, TX 77845	<input type="checkbox"/> U.S. Certificated Mechanic	GV2R860K
	<input type="checkbox"/> Foreign Certificated Mechanic	
	<input checked="" type="checkbox"/> Certificated Repair Station	
	<input type="checkbox"/> Manufacturer	

D. I certify that the repair and/or alteration made to the unit(s) identified in item 4 above and described on the reverse or attachments hereto have been made in accordance with the requirements of Part 43 of the U.S. Federal Aviation Regulations and that the information furnished herein is true and correct to the best of my knowledge.

Date 03-03-2000	Signature of Authorized Individual <i>Michael L. Cooke</i> EASTERWOOD AVIONICS, INC
---------------------------	---

7. Approval for Return to Service

Pursuant to the authority given persons specified below, the unit identified in item 4 was inspected in the manner prescribed by the Administrator of the Federal Aviation Administration and is APPROVED REJECTED

BY	FAA Fit. Standards Inspector	Manufacturer	Inspection Authorization	Other (Specify)
	FAA Designee	<input checked="" type="checkbox"/> Repair Station	Person Approved by Transport Canadian Airworthiness Group	
Date of Approval or Rejection 29 MAR 2000	Certificate or Designation No.	Signature of Authorized Individual <i>Michael L. Cooke</i>		

INSTRUCTIONS FOR CONTINUED AIRWORTHINESS

1. Introduction

This document is to be attached to FAA form 337 dated 29 MAR 2000 for the aircraft listed.

MAKE	CESSNA
MODEL	210L
S/N	21060633
REGISTRATION	N100BG

The information contained in this document pertains to the continued maintenance for the major alteration as described in item # 2 below..
2. Description:

Installed GNS 430 IFR GPS system. The GNS 430 was interfaced to the following radios and instruments: HSI PN 52D137-1020 & GMA 340 audio panel.
3. Control and operating information:

This equipment should be operated in accordance with the manufacturers operating hand book.
4. Servicing information:

This equipment is not field repairable and should be returned to an FAA approved repair facility for service.
5. Maintenance instructions:

This equipment is not field maintainable and should be returned to an FAA approved repair facility for maintenance.
6. Trouble shooting information:

Refer to the equipment operating handbook for any trouble shooting should any malfunction occur.
7. Removal and replacement information:

This equipment is not field maintainable and should be removed from the aircraft by FAA approved service personnel.
8. Diagrams:

N/A
9. Special inspection requirements:

N/A
10. Application of protective treatments:

N/A
11. Data:

N/A
12. List of special tools:

N/A
13. Commuter category information:

N/A
14. Recommended overhaul periods:

There are no recommended overhaul periods.
15. Airworthiness limitations :

No additional airworthiness limitations.
16. Revision

In order to revise this ICA, an FAA Form 337 and a copy of the revised ICA will be submitted to the local FSDO for approval.

US Department
of Transportation
Federal Aviation
Administration

**MAJOR REPAIR AND ALTERATION
(Airframe, Powerplant, Propeller, or Appliance)**

For FAA Use Only

Office Identification
SL-FSDO-09

INSTRUCTIONS: Print or type all entries. See FAR 43.9, FAR 43 Appendix B, and AC 43.9-1 (or subsequent revision thereof) for instructions and disposition of this form. This form is required by law (49 U.S.C. 1421). Failure to report can result in a civil penalty not to exceed \$1,000 for each such violation (Section 901 Federal Aviation Act of 1958).

1. Aircraft	Make Cessna	Model 210L
	Serial No. 21060633	Nationality and Registration Mark N8146L
2. Owner	Name (As shown on registration certificate) BOB GOLD CHEV SALES INC	Address (As shown on registration certificate) RR 1 BOX 106 GIDDINGS TX 78942-9706

The data/alteration identified herein complied with applicable 3. For FAA Use Only

airworthiness requirements and is approved only for the above described aircraft subject to conformity inspection by a person authorized in FAR 43.7

10 AUG 1999

M. J. Faye

SW-FSDO-09

Date		FAA Inspector	4. Unit Identification			5. Type	
Unit	Make	Model	Serial No.	Repair	Alteration		
AIRFRAME	As described in item 1 above						X
POWERPLANT							
PROPELLER							
APPLIANCE	Type						
	Manufacturer						

6. Conformity Statement

A. Agency's Name and Address EASTERWOOD AVIONICS, INC COLLEGE STATION, TX 77845	B. Kind of Agency <input type="checkbox"/> U.S. Certificated Mechanic <input type="checkbox"/> Foreign Certificated Mechanic <input checked="" type="checkbox"/> Certificated Repair Station <input type="checkbox"/> Manufacturer	C. Certificate No. GV2R860K
---	--	---------------------------------------

D. I certify that the repair and/or alteration made to the unit(s) identified in item 4 above and described on the reverse or attachments hereto have been made in accordance with the requirements of Part 43 of the U.S. Federal Aviation Regulations and that the information furnished herein is true and correct to the best of my knowledge.

Date <i>8-10-99</i>	Signature of Authorized Individual <i>[Signature]</i>
------------------------	--

7. Approval for Return to Service

Pursuant to the authority given persons specified below, the unit identified in item 4 was inspected in the manner prescribed by the Administrator of the Federal Aviation Administration and is:

APPROVED REJECTED

BY	FAA Fit. Standards Inspector	Manufacturer	Inspection Authorization	Other (Specify)
	FAA Designee	<input checked="" type="checkbox"/> Repair Station	Person Approved by Transport Canadian Airworthiness Group	

Date of Approval or Rejection <i>8-10-99</i>	Certificate or Designation No. <i>GV2R860K</i>	Signature of Authorized Individual <i>[Signature]</i>
---	---	--

NOTICE

Weight and balance or operating limitation changes shall be entered in the appropriate aircraft record. An alteration must be compatible with all previous alterations to assure continued conformity with the applicable airworthiness requirements.

8. Description of Work Accomplished

(If more space is required, attach additional sheets. Identify with aircraft nationality and registration mark and date work completed.)

INSTALLED :

GNS 430 (GPS COM) @ station 12.2
GPS ANT. @ station 32

PLACARDED GPS VFR ONLY.

THE INSTALLATION WAS PERFORMED IN ACCORDANCE WITH THE AC43.13-1A: CHAPTER 11, SECTIONS 1,2,3,5 & 7; CHAPTER 13; CHAPTER 15, SECTIONS 1 AND 2; THE AC 43.13-2A; CHAPTER 2 AND CHAPTER 3 & GARMIN 400 SERIES INSTALLATION MANUAL PN 190-00140-02 REV D DATED MARCH 1999.

A COMPLETE AND SATISFACTORY OPERATION CHECK WAS PERFORMED ON ALL OF THE EQUIPMENT INSTALLED AND/OR EFFECTED BY THE INSTALLATION. ALL OF THE ABOVE MENTIONED OPERATIONAL CHECKS WERE NORMAL.

THE WEIGHT AND BALANCE WAS REVISED AND THE EQUIPMENT LIST WAS UPDATED.

----- E N D -----

Additional Sheets Are Attached

10 AUG 1999

SW-FSDO-09

INSTRUCTIONS FOR CONTINUED AIRWORTHINESS

1. Introduction

This document is to be attached to FAA form 337 dated 8/10/99 for the aircraft listed.

MAKE CESSNA
MODEL 210L
S/N 21060633
REGISTRATION N8146L

The information contained in this document pertains to the continued maintenance for the major alteration as described in item # 2 below..

2. Description:

Installed GNS 430 IFR GPS system. The GNS 430 was interfaced to the following radios and instruments: HSI PN 52D137-1020 & GMA 340 audio panel.

3. Control and operating information:

This equipment should be operated in accordance with the manufacturers operating hand book.

4. Servicing information:

This equipment is not field repairable and should be returned to an FAA approved repair facility for service.

5. Maintenance instructions:

This equipment is not field maintainable and should be returned to an FAA approved repair facility for maintenance.

6. Trouble shooting information:

Refer to the equipment operating handbook for any trouble shooting should any malfunction occur.

7. Removal and replacement information:

This equipment is not field maintainable and should be removed from the aircraft by FAA approved service personnel.

8. Diagrams:

N/A

9. Special inspection requirements:

N/A

10. Application of protective treatments:

N/A

11. Data:

N/A

12. List of special tools:

N/A

13. Commuter category information:

N/A

14. Recommended overhaul periods:

There are no recommended overhaul periods.

15. Airworthiness limitations :

No additional airworthiness limitations.

16. Revision

In order to revise this ICA, an FAA Form 337 and a copy of the revised ICA will be submitted to the local FSDO for approval.



US Department of Transportation
Federal Aviation Administration

MAJOR REPAIR AND ALTERATION (Airframe, Powerplant, Propeller, or Appliance)

Form Approved
OMB No. 2120-0020

For FAA Use Only

Office Identification
SW-09

INSTRUCTIONS: Print or type all entries. See FAR 43.9, FAR 43 Appendix B, and AC 43.9-1 (or subsequent revision thereof) for instructions and disposition of this form. This report is required by law (49 U.S.C. 1421). Failure to report can result in a civil penalty not to exceed \$1,000 for each such violation (Section 901 Federal Aviation Act of 1958).

1. Aircraft	Make Cessna	Model T210L
	Serial No. 21060633	Nationality and Registration Mark N8146L
2. Owner	Name (As shown on registration certificate) Bob Gold Chevrolet Sales Inc	
	Address (As shown on registration certificate) Rt 1 Box 106 Giddings TX. 78942-9706	

3. For FAA Use Only

4. Unit Identification

Unit	Make	Model	Serial No.	5. Type	
				Repair	Alteration
AIRFRAME	~~~~~ (As described in Item 1 above) ~~~~~				
POWERPLANT					✓
PROPELLER					
APPLIANCE	Type				
	Manufacturer				

6. Conformity Statement

A. Agency's Name and Address Lewis B. Porter Jr. Rt 2 Box 227 Somerville TX 77879	B. Kind of Agency <input checked="" type="checkbox"/> U.S. Certificated Mechanic <input type="checkbox"/> Foreign Certificated Mechanic <input type="checkbox"/> Certificated Repair Station <input type="checkbox"/> Manufacturer	C. Certificate No. 0AP514915
---	--	--

D. I certify that the repair and/or alteration made to the unit(s) identified in item 4 above and described on the reverse or attachments hereto have been made in accordance with the requirements of Part 43 of the U.S. Federal Aviation Regulations and that the information furnished herein is true and correct to the best of my knowledge.

Date 6-5-97	Signature of Authorized Individual
-----------------------	--

7. Approval for Return To Service

Pursuant to the authority given persons specified below, the unit identified in item 4 was inspected in the manner prescribed by the Administrator of the Federal Aviation Administration and is APPROVED REJECTED

BY	FAA Fit. Standards Inspector	Manufacturer	✓	Inspection Authorization	Other (Specify)
	FAA Designee	Repair Station		Person Approved by Transport Canada Airworthiness Group	
Date of Approval or Rejection 6-5-97		Certificate or Designation No. 0AP514915 (A)	Signature of Authorized Individual 		

NOTICE

Weight and balance or operating limitation changes shall be entered in the appropriate aircraft record. An alteration must be compatible with all previous alterations to assure continued conformity with the applicable airworthiness requirements.



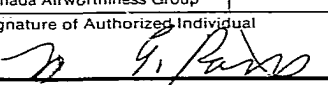
8. Description of Work Accomplished

(If more space is required, attach additional sheets. Identify with aircraft nationality and registration mark and date work completed.)

Removed six (6) TCM fuel nozzles P/N 632748 - 15C and installed General Aviation Modifications, Inc. turboGAMIjectors Kit No. GT15C S/N 2211 STC No. SE09289SC PMA No. PQ821SW per turboGAMIjector Installation Procedure No. IP-97-002 (rev 002) dated February 6, 1997. No change in weight and balance. //

// **END** //

M1 REC

 US Department of Transportation Federal Aviation Administration		MAJOR REPAIR AND ALTERATION (Airframe, Powerplant, Propeller, or Appliance)		Form Approved OMB No. 2120-0020 For FAA Use Only Office Identification 4-0-01	
INSTRUCTIONS: Print or type all entries. See FAR 43.9, FAR 43 Appendix B, and AC 43.9-1 (or subsequent revision thereof) for instructions and disposition of this form. This report is required by law (49 U.S.C. 1421). Failure to report can result in a civil penalty not to exceed \$1,000 for each such violation (Section 901 Federal Aviation Act of 1958).					
1. Aircraft	Make Cessna		Model T210L		
	Serial No. 21060633		Nationality and Registration Mark USA N8146L		
2. Owner	Name (As shown on registration certificate) Robert S Davis		Address (As shown on registration certificate) 723 Roberto Ave Santa Barbara CA 93109		
3. For FAA Use Only					
4. Unit Identification				5. Type	
Unit	Make	Model	Serial No.	Repair	Alteration
AIRFRAME	(As described in Item 1 above)			✓	
POWERPLANT					
PROPELLER					
APPLIANCE	Type Nav/Com	KX-175B	14620		X
	Manufacturer King				
6. Conformity Statement					
A. Agency's Name and Address		B. Kind of Agency		C. Certificate No.	
Avionics West, Inc. 3233 Skyway Drive Santa Maria, CA 93455		<input type="checkbox"/> U.S. Certificated Mechanic <input type="checkbox"/> Foreign Certificated Mechanic <input checked="" type="checkbox"/> Certificated Repair Station <input type="checkbox"/> Manufacturer		Radio-Instr- Spec SVC- Airframe ZZ2R363L	
D. I certify that the repair and/or alteration made to the unit(s) identified in item 4 above and described on the reverse and attachments hereto have been made in accordance with the requirements of Part 43 of the U.S. Federal Aviation Regulations and that the information furnished herein is true and correct to the best of my knowledge.					
Date April 15, 1992			Signature of Authorized Individual 		
7. Approval for Return To Service					
Pursuant to the authority given persons specified below, the unit identified in item 4 was inspected in the manner prescribed by the Administrator of the Federal Aviation Administration and is <input checked="" type="checkbox"/> APPROVED <input type="checkbox"/> REJECTED					
BY	FAA Fit Standards Inspector	Manufacturer	Inspection Authorization	Other (Specify)	
	FAA Designee	X Repair Station	Person Approved by Transport Canada Airworthiness Group		
Date of Approval or Rejection 04-15-92		Certificate or Designation No. ZZ2R363L	Signature of Authorized Individual 		

NOTICE

Weight and balance or operating limitation changes shall be entered in the appropriate aircraft record. An alteration must be compatible with all previous alterations to assure continued conformity with the applicable airworthiness requirements.

8. Description of Work Accomplished
(If more space is required, attach additional sheets. Identify with aircraft nationality and registration mark and date work completed.)

INSTALLED MAC 1700 MODIFICATION OF KING RADIO KX-175B/KX-170B
PER STC SA1343GL. INSTALLATION WAS DONE IN ACCORDANCE WITH
INSTALLATION MANUAL P/N 46-Q1445-000. WORK WAS DONE ON WORK
ORDER NUMBER 13591.

----- NOTHING FOLLOWS -----

Additional Sheets Are Attached

DEPARTMENT OF TRANSPORTATION FEDERAL AVIATION ADMINISTRATION MAJOR REPAIR AND ALTERATION (Airframe, Powerplant, Propeller, or Appliance)				Form Approved Budget Bureau No. 04-R060.1 FOR FAA USE ONLY OFFICE IDENTIFICATION JUN 22 1988	
INSTRUCTIONS: Print or type all entries. See FAR 43.9, FAR 43 Appendix B, and AC 43.9-1 (or subsequent revisions thereof) for instructions and disposition of this form.					
1. AIRCRAFT	MAKE	Cessna	MODEL	T210L	
	SERIAL NO.	21060633	NATIONALITY AND REGISTRATION MARK	8146L	
2. OWNER	NAME (As shown on registration certificate)		ADDRESS (As shown on registration certificate)		
	Albert Hardesty		3126 S. Great Southwest Pkwy Grand Prairie, Texas 75051		
3. FOR FAA USE ONLY					
4. UNIT IDENTIFICATION					
UNIT	MAKE	MODEL	SERIAL NO.	5. TYPE	
				REPAIR	ALTERATION
AIRFRAME	***** (As described in item 1 above) *****				X
POWERPLANT					
PROPELLER					
APPLIANCE	TYPE				
	MANUFACTURER				
6. CONFORMITY STATEMENT					
A. AGENCY'S NAME AND ADDRESS			B. KIND OF AGENCY		C. CERTIFICATE NO.
Tekonics Company 3126 S. Great Southwest Pkwy Grand Prairie, Texas 75051			U.S. CERTIFICATED MECHANIC		204-09
			FOREIGN CERTIFICATED MECHANIC		
			<input checked="" type="checkbox"/> CERTIFICATED REPAIR STATION		
			MANUFACTURER		
D. I certify that the repair and/or alteration made to the unit(s) identified in item 4 above and described on the reverse or attachments hereto have been made in accordance with the requirements of Part 43 of the U.S. Federal Aviation Regulations and that the information furnished herein is true and correct to the best of my knowledge.					
DATE			SIGNATURE OF AUTHORIZED INDIVIDUAL		
6-20-88			<i>A. Hardesty</i>		
7. APPROVAL FOR RETURN TO SERVICE					
Pursuant to the authority given persons specified below, the unit identified in item 4 was inspected in the manner prescribed by the Administrator of the Federal Aviation Administration and is <input checked="" type="checkbox"/> APPROVED <input type="checkbox"/> REJECTED					
BY	FAA FLT. STANDARDS INSPECTOR	MANUFACTURER	INSPECTION AUTHORIZATION		
	FAA DESIGNEE	REPAIR STATION	CANADIAN DEPARTMENT OF TRANSPORT INSPECTOR OF AIRCRAFT		
		X			
DATE OF APPROVAL OR REJECTION		CERTIFICATE OR DESIGNATION NO.	SIGNATURE OF AUTHORIZED INDIVIDUAL		
6-20-88		204-09	<i>A. Hardesty</i>		

NOTICE

Weight and balance or operating limitation changes shall be entered in the appropriate aircraft record. An alteration must be compatible with all previous alterations to assure continued conformity with the applicable airworthiness requirements.

8. DESCRIPTION OF WORK ACCOMPLISHED (If more space is required, attach additional sheets. Identify with aircraft nationality and registration mark and date work completed.)

6-20-88 N8146L

Removed from the above aircraft the following:

Narco FM-1200 am/Fm stereo entertainment center.

Pearce-Simpson Bobcat CB radio.

Aerosonic 35,000 ft. encoding altimeter.

Weight and balance data information was revised this date.

END

ADDITIONAL SHEETS ARE ATTACHED

DEPARTMENT OF TRANSPORTATION FEDERAL AVIATION ADMINISTRATION			Form Approved Budget Bureau No. 04-2060-1	
MAJOR REPAIR AND ALTERATION (Airframe, Powerplant, Propeller, or Appliance)			FOR FAA USE ONLY	
INSTRUCTIONS: Print or type all entries. See FAR 43.9, FAR 43 Appendix B, and AC 43.9-1 (or subsequent revisions thereof) for instructions and disposition of this form.			OFFICE IDENTIFICATION 1988	
1. AIRCRAFT	MAKE	Cessna	MODEL	T210L
	SERIAL NO.	21060633	NATIONALITY AND REGISTRATION MARK	8146L
2. OWNER	NAME (As shown on registration certificate)		ADDRESS (As shown on registration certificate)	
	Albert Hardesty		3126 S. Great Southwest Pkwy Grand Prairie, Texas 75051	
3. FOR FAA USE ONLY				
4. UNIT IDENTIFICATION				
UNIT	MAKE	MODEL	SERIAL NO.	5. TYPE
AIRFRAME	***** (As described in item 1 above) *****			REPAIR
POWERPLANT				ALTERATION
PROPELLER				
APPLIANCE	TYPE			
	MANUFACTURER			
6. CONFORMITY STATEMENT				
A. AGENCY'S NAME AND ADDRESS		B. KIND OF AGENCY		C. CERTIFICATE NO.
Tekonics Company 3126 S. Great Southwest Pkwy Grand Prairie, Texas 75051		<input type="checkbox"/> U.S. CERTIFICATED MECHANIC <input type="checkbox"/> FOREIGN CERTIFICATED MECHANIC <input checked="" type="checkbox"/> CERTIFICATED REPAIR STATION <input type="checkbox"/> MANUFACTURER		204-09
D. I certify that the repair and/or alteration made to the unit(s) identified in item 4 above and described on the reverse or attachments hereto have been made in accordance with the requirements of Part 43 of the U.S. Federal Aviation Regulations and that the information furnished herein is true and correct to the best of my knowledge.				
DATE	SIGNATURE OF AUTHORIZED INDIVIDUAL			
6-7-88	<i>Albert D. Hardesty</i>			
7. APPROVAL FOR RETURN TO SERVICE				
Pursuant to the authority given persons specified below, the unit identified in item 4 was inspected in the manner prescribed by the Administrator of the Federal Aviation Administration and is <input checked="" type="checkbox"/> APPROVED <input type="checkbox"/> REJECTED				
BY	FAA RT. STANDARDS INSPECTOR	MANUFACTURER	INSPECTION AUTHORIZATION	OTHER (Specify)
	FAA DESIGNEE	REPAIR STATION	CANADIAN DEPARTMENT OF TRANSPORT INSPECTOR OF AIRCRAFT	
DATE OF APPROVAL OR REJECTION	CERTIFICATE OR DESIGNATION NO.	SIGNATURE OF AUTHORIZED INDIVIDUAL		
6/8/88	IA-058566601	<i>David N...</i>		

NOTICE

Weight and balance or operating limitation changes shall be entered in the appropriate aircraft record. An alteration must be compatible with all previous alterations to assure continued conformity with the applicable airworthiness requirements.

8. DESCRIPTION OF WORK ACCOMPLISHED (If more space is required, attach additional sheets. Identify with aircraft nationality and registration mark and date work completed.)

6-7-88 N8146L

Installed Apollo 612C Loran, s/n 44435, in accordance with AC 43.13.2A, chapters 1, 2 and 3, and manufacturers specifications.

Installed placard on panel stating "Loran 612C approved for VFR use only."

ALL appropriate weight and balance data, and log book entries were made.

END

ADDITIONAL SHEETS ARE ATTACHED

DEPARTMENT OF TRANSPORTATION FEDERAL AVIATION ADMINISTRATION				Form Approved Budget Bureau No. 04-R060.1	
MAJOR REPAIR AND ALTERATION (Airframe, Powerplant, Propeller, or Appliance)				FOR FAA USE ONLY	
				OFFICE IDENTIFICATION	
INSTRUCTIONS: Print or type all entries. See FAR 43.9, FAR 43 Appendix B, and AC 43.9-1 (or subsequent revision thereof) for instructions and disposition of this form.					
1. AIRCRAFT	MAKE	MODEL		NATIONALITY AND REGISTRATION MARK	
	SERIAL NO.	T2106633		U.S.A. N8146L	
2. OWNER	NAME (As shown on registration certificate)		ADDRESS (As shown on registration certificate)		
	HARDESTY ALBERT		3126 S Great Southwest Pkwy Grand Prairie, Texas 75051		
3. FOR FAA USE ONLY					
4. UNIT IDENTIFICATION				5. TYPE	
UNIT	MAKE	MODEL	SERIAL NO.	REPAIR	ALTERATION
AIRFRAME	***** (As described in item 1 above) *****				X
POWERPLANT					
PROPELLER					
APPLIANCE	TYPE				
	MANUFACTURER				
6. CONFORMITY STATEMENT					
A. AGENCY'S NAME AND ADDRESS		B. KIND OF AGENCY		C. CERTIFICATE NO.	
Red Bird Aero 4831 S. Hampton LB 42 Dallas, Texas 75235		<input type="checkbox"/> U.S. CERTIFICATED MECHANIC <input type="checkbox"/> FOREIGN CERTIFICATED MECHANIC <input checked="" type="checkbox"/> CERTIFICATED REPAIR STATION <input type="checkbox"/> MANUFACTURER		204-16	
D. I certify that the repair and/or alteration made to the unit(s) identified in item 4 above and described on the reverse or attachments hereto have been made in accordance with the requirements of Part 43 of the U.S. Federal Aviation Regulations and that the information furnished herein is true and correct to the best of my knowledge.					
DATE	SIGNATURE OF AUTHORIZED INDIVIDUAL				
5.3.88	<i>Augustin A. Carazo</i>				
7. APPROVAL FOR RETURN TO SERVICE					
Pursuant to the authority given persons specified below, the unit identified in item 4 was inspected in the manner prescribed by the Administrator of the Federal Aviation Administration and is <input checked="" type="checkbox"/> APPROVED <input type="checkbox"/> REJECTED					
BY	FAA FLT. STANDARDS INSPECTOR	MANUFACTURER	<input checked="" type="checkbox"/>	INSPECTION AUTHORIZATION	OTHER (Specify)
	FAA DESIGNEE	REPAIR STATION		CANADIAN DEPARTMENT OF TRANSPORT INSPECTOR OF AIRCRAFT	
DATE OF APPROVAL OR REJECTION	CERTIFICATE OR DESIGNATION NO.	SIGNATURE OF AUTHORIZED INDIVIDUAL			
5/3/88	IA584042812	<i>Augustin A. Carazo</i>			

NOTICE

Weight and balance or operating limitation changes shall be entered in the appropriate aircraft record. An alteration must be compatible with all previous alterations to assure continued conformity with the applicable airworthiness requirements.

8. DESCRIPTION OF WORK ACCOMPLISHED (If more space is required, attach additional sheets. Identify with aircraft nationality and registration mark and date work completed.)

Main landing gear doors removed and replaced with fairings per Uvalde Flight Center, Inc. S.T.C. SA5737SW - September 12, 1984 (Installation Instructions). "All methods and procedures used to accomplish this S.T.C. should follow guidelines set forth in applicable F.A.R.'s Advisory Circulars including AC43.13-1A and Cessna Service Manual."

For weight and balance purposes the following arm and weight apply.

inches	WEIGHT	MOMENT
DS	POUNDS	inch/pound
117.0	19.2	2246.4
END		

DESCRIPTION	WEIGHT	ARM	MOMENT

RECEIVED
MAY 5 1988
FAA-DALLAS
SM-FSDO-63

ADDITIONAL SHEETS ARE ATTACHED

DEPARTMENT OF TRANSPORTATION FEDERAL AVIATION ADMINISTRATION				Form Approved Budget Bureau No. 04-R060.1	
MAJOR REPAIR AND ALTERATION (Airframe, Powerplant, Propeller, or Appliance)				FOR FAA USE ONLY	
				OFFICE IDENTIFICATION <i>06</i>	
INSTRUCTIONS: Print or type all entries. See FAR 43.9; FAR 43 Appendix B, and AC 43.9-1 (or subsequent revision thereof) for instructions and disposition of this form.					
1. AIRCRAFT	MAKE	Cessna		MODEL	T210L
	SERIAL NO.	21060633		NATIONALITY AND REGISTRATION MARK	8146L
2. OWNER	NAME (As shown on registration certificate)			ADDRESS (As shown on registration certificate)	
	Albert Hardesty			3126 S. Great Southwest Pkwy Grand Prairie, Texas 75051	
3. FOR FAA USE ONLY					
4. UNIT IDENTIFICATION					5. TYPE
UNIT	MAKE	MODEL	SERIAL NO.	REPAIR	ALTERATION
AIRFRAME	***** (As described in item 1 above) *****				X
POWERPLANT					
PROPELLER					
APPLIANCE	TYPE				
	MANUFACTURER				
6. CONFORMITY STATEMENT					
A. AGENCY'S NAME AND ADDRESS			B. KIND OF AGENCY		C. CERTIFICATE NO.
Tekonics Company 3126 S. Great Southwest Pkwy Grand Prairie, Texas 75051			<input type="checkbox"/> U.S. CERTIFICATED MECHANIC <input type="checkbox"/> FOREIGN CERTIFICATED MECHANIC <input checked="" type="checkbox"/> CERTIFICATED REPAIR STATION <input type="checkbox"/> MANUFACTURER		204-09
D. I certify that the repair and/or alteration made to the unit(s) identified in item 4 above and described on the reverse or attachments hereto have been made in accordance with the requirements of Part 43 of the U.S. Federal Aviation Regulations and that the information furnished herein is true and correct to the best of my knowledge.					
DATE	4-18-88		SIGNATURE OF AUTHORIZED INDIVIDUAL <i>Albert D. Hardesty</i>		
7. APPROVAL FOR RETURN TO SERVICE					
Pursuant to the authority given persons specified below, the unit identified in item 4 was inspected in the manner prescribed by the Administrator of the Federal Aviation Administration and is <input checked="" type="checkbox"/> APPROVED <input type="checkbox"/> REJECTED					
BY	FAA FT. STANDARDS INSPECTOR	MANUFACTURER	INSPECTION AUTHORIZATION		OTHER (Specify)
	FAA DESIGNEE	<input checked="" type="checkbox"/> REPAIR STATION	CANADIAN DEPARTMENT OF TRANSPORT INSPECTOR OF AIRCRAFT		
DATE OF APPROVAL OR REJECTION	4-18-88		CERTIFICATE OR DESIGNATION NO.	SIGNATURE OF AUTHORIZED INDIVIDUAL	
			204-09	<i>Albert D. Hardesty</i>	

NOTICE

Operating limitation changes shall be entered in the appropriate aircraft record. An aircraft must be compatible with all previous alterations to assure continued conformity with the applicable airworthiness requirements.

8. DESCRIPTION OF WORK ACCOMPLISHED (If more space is required, attach additional sheets. Identify with aircraft nationality and registration mark and date work completed.)

Installed Trans-Cal blind encoder model D120-P2T, S/N 063356 in accordance with FAR 43.13.2A, chapters 1, 2, and 3, and manufacturer specifications.

Blind encoder was wired for use with King KT76.

Ground checked for proper operation. O.K. ALL appropriate log entries were made.

END

RECEIVED
APR 21 1988
FAA-DALLAS
SM-FSDO-63

ADDITIONAL SHEETS ARE ATTACHED

1337 *dy* *AW*

DEPARTMENT OF TRANSPORTATION FEDERAL AVIATION ADMINISTRATION MAJOR REPAIR AND ALTERATION (Airframe, Powerplant, Propeller, or Appliance)		Form Approved/ Budget Bureau No. 04-R060.1 FOR FAA USE ONLY OFFICE IDENTIFICATION 2-1-02			
INSTRUCTIONS: Print or type all entries. See FAR 43.9; FAR 43 Appendix B, and AC 43.9-1 (or subsequent revision thereof) for instructions and disposition of this form.					
1. AIRCRAFT	MAKE Cessna SERIAL NO. 21060633	MODEL T201L NATIONALITY AND REGISTRATION MARK N 8446L			
2. OWNER	NAME (As shown on registration certificate) Albert G. Hardesty	ADDRESS (As shown on registration certificate) 221 Manana Grand Prairie, Tx. 75050			
3. FOR FAA USE ONLY					
The data/alteration identified herein complied with applicable airworthiness requirements and is approved only for the above described aircraft subject to conformity inspection by a person authorized in FAR 43.7. Date: 11-10-83 <i>O Zachary</i> FAA Inspector, SW-5500-24					
4. UNIT IDENTIFICATION					
UNIT	MAKE	MODEL	SERIAL NO.	REPAIR	ALTERATION
AIRFRAME	***** (As described in item 1 above) *****				XX
POWERPLANT					
PROPELLER					
APPLIANCE	TYPE				
	MANUFACTURER				
6. CONFORMITY STATEMENT					
A. AGENCY'S NAME AND ADDRESS		B. KIND OF AGENCY		C. CERTIFICATE NO.	
Tekonics Co. 5102 S. Col-ins Arlington, Tx. 86018		<input type="checkbox"/> U.S. CERTIFICATED MECHANIC <input type="checkbox"/> FOREIGN CERTIFICATED MECHANIC <input checked="" type="checkbox"/> CERTIFICATED REPAIR STATION <input type="checkbox"/> MANUFACTURER		RS 204-09	
D. I certify that the repair and/or alteration made to the unit(s) identified in item 4 above and described on the reverse or attachments hereto have been made in accordance with the requirements of Part 43 of the U.S. Federal Aviation Regulations and that the information furnished herein is true and correct to the best of my knowledge.					
DATE 11-10-83		SIGNATURE OF AUTHORIZED INDIVIDUAL <i>Albert G. Hardesty</i>			
7. APPROVAL FOR RETURN TO SERVICE					
Pursuant to the authority given persons specified below, the unit identified in item 4 was inspected in the manner prescribed by the Administrator of the Federal Aviation Administration and is <input type="checkbox"/> APPROVED <input type="checkbox"/> REJECTED					
BY	FAA FLT. STANDARDS INSPECTOR	MANUFACTURER	INSPECTION AUTHORIZATION		OTHER (Specify)
	FAA DESIGNEE	X REPAIR STATION	CANADIAN DEPARTMENT OF TRANSPORT INSPECTOR OF AIRCRAFT		
DATE OF APPROVAL OR REJECTION 11-10-83	CERTIFICATE OR DESIGNATION NO. RS 204-09	SIGNATURE OF AUTHORIZED INDIVIDUAL <i>Albert G. Hardesty</i>			

NOTICE

Weight and balance or operating limitation changes shall be entered in the appropriate aircraft record. An alteration must be compatible with all previous alterations to assure continued conformity with the applicable airworthiness requirements.

8. DESCRIPTION OF WORK ACCOMPLISHED (If more space is required, attach additional sheets. Identify with aircraft nationality and registration mark and date work completed.)

Reference 337 Dated 10-19-76

KN 74 R+NAV System has been ground tested and flight tested in accordance with AC 90.45 and found satisfactory for I-F-R enroute and approach

mode of operation

1013 2 (CJ-113)
 TORONTO CO

APPROVED	<input checked="" type="checkbox"/>
REVISIONS	
REMARKS	

END

1. NAME OF WORKSHOP	2. KIND OF WORK
3. NAME OF PILOT	4. NAME OF OWNER
5. NAME OF AIRCRAFT	6. MAKE AND MODEL
7. MAKE AND MODEL	8. MAKE AND MODEL
9. MAKE AND MODEL	10. MAKE AND MODEL
11. MAKE AND MODEL	12. MAKE AND MODEL
13. MAKE AND MODEL	14. MAKE AND MODEL
15. MAKE AND MODEL	16. MAKE AND MODEL
17. MAKE AND MODEL	18. MAKE AND MODEL
19. MAKE AND MODEL	20. MAKE AND MODEL
21. MAKE AND MODEL	22. MAKE AND MODEL
23. MAKE AND MODEL	24. MAKE AND MODEL
25. MAKE AND MODEL	26. MAKE AND MODEL
27. MAKE AND MODEL	28. MAKE AND MODEL
29. MAKE AND MODEL	30. MAKE AND MODEL
31. MAKE AND MODEL	32. MAKE AND MODEL
33. MAKE AND MODEL	34. MAKE AND MODEL
35. MAKE AND MODEL	36. MAKE AND MODEL
37. MAKE AND MODEL	38. MAKE AND MODEL
39. MAKE AND MODEL	40. MAKE AND MODEL
41. MAKE AND MODEL	42. MAKE AND MODEL
43. MAKE AND MODEL	44. MAKE AND MODEL
45. MAKE AND MODEL	46. MAKE AND MODEL
47. MAKE AND MODEL	48. MAKE AND MODEL
49. MAKE AND MODEL	50. MAKE AND MODEL
51. MAKE AND MODEL	52. MAKE AND MODEL
53. MAKE AND MODEL	54. MAKE AND MODEL
55. MAKE AND MODEL	56. MAKE AND MODEL
57. MAKE AND MODEL	58. MAKE AND MODEL
59. MAKE AND MODEL	60. MAKE AND MODEL
61. MAKE AND MODEL	62. MAKE AND MODEL
63. MAKE AND MODEL	64. MAKE AND MODEL
65. MAKE AND MODEL	66. MAKE AND MODEL
67. MAKE AND MODEL	68. MAKE AND MODEL
69. MAKE AND MODEL	70. MAKE AND MODEL
71. MAKE AND MODEL	72. MAKE AND MODEL
73. MAKE AND MODEL	74. MAKE AND MODEL
75. MAKE AND MODEL	76. MAKE AND MODEL
77. MAKE AND MODEL	78. MAKE AND MODEL
79. MAKE AND MODEL	80. MAKE AND MODEL
81. MAKE AND MODEL	82. MAKE AND MODEL
83. MAKE AND MODEL	84. MAKE AND MODEL
85. MAKE AND MODEL	86. MAKE AND MODEL
87. MAKE AND MODEL	88. MAKE AND MODEL
89. MAKE AND MODEL	90. MAKE AND MODEL
91. MAKE AND MODEL	92. MAKE AND MODEL
93. MAKE AND MODEL	94. MAKE AND MODEL
95. MAKE AND MODEL	96. MAKE AND MODEL
97. MAKE AND MODEL	98. MAKE AND MODEL
99. MAKE AND MODEL	100. MAKE AND MODEL

ADDITIONAL SHEETS ARE ATTACHED

DEPARTMENT OF TRANSPORTATION
FEDERAL AVIATION ADMINISTRATION

MAJOR REPAIR AND ALTERATION
(Airframe, Powerplant, Propeller, or Appliance)

Form Approved
Budget Bureau No. 04-R060.1

FOR FAA USE ONLY
OFFICE IDENTIFICATION **DL GADO**

INSTRUCTIONS: Print or type all entries. See FAR 43.9, FAR 43 Appendix B, and AC 43.9-1 (or subsequent revision thereof) for instructions and disposition of this form.

1. AIRCRAFT	MAKE Cessna	MODEL T210L
	SERIAL NO. 21060633	NATIONALITY AND REGISTRATION MARK N 8146L
2. OWNER	NAME (As shown on registration certificate) Womack Machine Supply Co. Corp.	ADDRESS (As shown on registration certificate) P. O. Box 35027 Dallas, Texas 75235

3. FOR FAA USE ONLY

UNIT IDENTIFICATION	MAKE	MODEL	SERIAL NO.	5. TYPE	
				REPAIR	ALTERATION
AIRFRAME	(As described in item 1 above)				XX
POWERPLANT					
PROPELLER					
APPLIANCE					

6. CONFORMITY STATEMENT

A. AGENCY'S NAME AND ADDRESS Redbird Electronics, Inc. Redbird Airport P. O. Box 24341 Dallas, Texas 75232	B. KIND OF AGENCY <input type="checkbox"/> U.S. CERTIFICATED MECHANIC <input type="checkbox"/> FOREIGN CERTIFICATED MECHANIC <input checked="" type="checkbox"/> CERTIFICATED REPAIR STATION <input type="checkbox"/> MANUFACTURER	C. CERTIFICATE NO. Limited Radio, Inst. & Accessory Spec. Service Class I & II CRS #2135
--	--	--

D. I certify that the repair and/or alteration made to the unit(s) identified in item 4 above and described on the reverse or attachments hereto have been made in accordance with the requirements of Part 43 of the U.S. Federal Aviation Regulations and that the information furnished herein is true and correct to the best of my knowledge.

DATE October 19, 1976	SIGNATURE OF AUTHORIZED INDIVIDUAL <i>Ralph L. Ryan</i> Ralph L. Ryan
---------------------------------	--

7. APPROVAL FOR RETURN TO SERVICE

Pursuant to the authority given persons specified below, the unit identified in item 4 was inspected in the manner prescribed by the Administrator of the Federal Aviation Administration and is APPROVED REJECTED

BY	FAA FIT STANDARDS INSPECTOR	MANUFACTURER	<input checked="" type="checkbox"/> INSPECTION AUTHORIZATION CANADIAN DEPARTMENT OF TRANSPORT INSPECTOR OF AIRCRAFT	OTHER (Specify)
	FAA DESIGNEE	REPAIR STATION		
DATE OF APPROVAL OR REJECTION October 19, 1976	CERTIFICATE OR DESIGNATION NO. A1185882	SIGNATURE OF AUTHORIZED INDIVIDUAL <i>Robert H. Huckabee</i> Robert H. Huckabee		

NOTICE

Weight and balance or operating limitation changes shall be entered in the appropriate aircraft record. An alteration must be compatible with all previous alterations to assure continued conformity with the applicable airworthiness requirements.

8. DESCRIPTION OF WORK ACCOMPLISHED (If more space is required, attach additional sheets. Identify with aircraft nationality and registration mark and date work completed.)

Removed the following:

Rate of Climb, Directional Gyro, Horizon Gyro and all head rests.

Installed the following:

Edo-Aire Mitchell Century IV flight director/autopilot with NSD-360 slaved DG, King Dial (2) KX-175B Nav/Coms with dual (2) KA-39 voltage adapters, KMA-20 MB Rec. with audio amp, KN-74 Area Navigation System, KR-85 ADF with KI-225-01 remote mounted indicator, KI-226 RMI Ind, KR-76 transponder, KN-65 Remote DME with KI-265 Ind. and KA-58 dual chan. with hold adapter, KN-73 glide slope rec., KN-77 remote VOR/LOC converter with KNI-520 indicator, KA-13 Nav duplexer, Bonzer Mark-10 Radar Altimeter with vertical ind., A70-5 adjustable DH Ind. & A72-1 Aural DF system, Aerosonics 101435-01211 altimeter with Alt. Digitizer, Aerosonics IVSI Rate of Climb Model 30230-0134, ARC DV-20A Inverter, Davco 811A Clock, Pearce-Simpson Model 23D Bobcat radio, Systems Management Associates, Inc. EWS (Emergency Warning System) with Model RCS-1 ELF Receiver, Narco FM-1200 AM/FM stereo entertainment center and dual Hoskins "Stop-Thief" Aircraft Burglar Alarm Systems (one for aircraft and one for radio equipment), pilot's relief tube kit, radio master switch, aux. radio master switch and all associated antennas.

All work performed in accordance with AC 43.13-2 Chap. 1,2,3 and Section 1A. Century IV autopilot/Flight Director installed under STC #SA3001SW-D and according to DWG AK468/AK468 PD-FAA approved Bulletin #589, NSD-360: Slaved installed according to FAA approved Bulletin #600. Electrical circuits of all equipment protected by "trip-free" circuit breakers or "in-line" fuses. Electrical load computed to be less than 80% of capacity of the A/C 60 amp alternator system. Alt. digitizer/xpndr instl/static sys. tested and complies with AC43-6.

NEW WEIGHT AND BALANCE DATA:

A/C Empty Weight	2457.85#
A/C E.W.C.G.	41.62" aft datum
New Useful Load	1342.15#
Gross Weight	3800#
New Moments	102,293.5

---END---

ADDITIONAL SHEETS ARE ATTACHED

DEPARTMENT OF TRANSPORTATION
FEDERAL AVIATION ADMINISTRATION

MAJOR REPAIR AND ALTERATION
(Airframe, Powerplant, Propeller, or Appliance)

Form Approved
Budget Bureau No. 2700-108
FOR FILING
OFFICE IDENTIFICATION **DAL GADO**
2-1-02

INSTRUCTIONS: Print or type all entries. See FAR 43.9, FAR 43 Appendix B, and AC 43.9-1 (or subsequent revision thereof) for instructions and disposition of this form.

1. AIRCRAFT	MAKE Cessna	MODEL T210L
	SERIAL NO. 21060633	NATIONALITY AND REGISTRATION MARK N 8146L
2. OWNER	NAME (As shown on registration certificate) Pomack Machine Supply Co.	ADDRESS (As shown on registration certificate) P. O. Box 35027 Dallas, Texas 75235

3. FOR FAA USE ONLY

4. UNIT IDENTIFICATION				5. TYPE	
UNIT	MAKE	MODEL	SERIAL NO.	REPAIR	ALTERATION
AIRFRAME	(As described in item 1 above)				
POWERPLANT					
PROPELLER					
APPLIANCE	TYPE		OCT 20 1976		
	MANUFACTURER		DALLAS		

6. CONFORMITY STATEMENT

A. AGENCY'S NAME AND ADDRESS Redbird Electronics, Inc. Redbird Airport P. O. Box 24341 Dallas, Texas 75232	B. KIND OF AGENCY <input type="checkbox"/> U.S. CERTIFICATED MECHANIC <input type="checkbox"/> FOREIGN CERTIFICATED MECHANIC <input checked="" type="checkbox"/> CERTIFICATED REPAIR STATION <input type="checkbox"/> MANUFACTURER	C. CERTIFICATE NO. Limited Radio, Inst. & Accessor Spec. Service Class I & II CRS #2135
--	--	---

D. I certify that the repair and/or alteration made to the unit(s) identified in item 4 above and any attachments hereto have been made in accordance with the requirements of Part 43 of the U.S. Federal Aviation Regulations and that the information furnished herein is true and correct to the best of my knowledge.

DATE August 15, 1975	SIGNATURE OF AUTHORIZED INDIVIDUAL <i>Ralph L. Ryan</i> Ralph L. Ryan
--------------------------------	--

7. APPROVAL FOR RETURN TO SERVICE

Pursuant to the authority given persons specified below, the unit identified in item 1 was inspected in the manner prescribed by the Administrator of the Federal Aviation Administration and is APPROVED REJECTED

FAA FLT STANDARDS INSPECTOR	MANUFACTURER STATION	INSPECTION AUTHORIZATION
		SIGNATURE OF AUTHORIZED INDIVIDUAL <i>Ralph L. Ryan</i> Ralph L. Ryan

DATE OF APPROVAL OR REJECTION
August 15, 1975

CERTIFICATE OR DESIGNATION NO.
CRS #2135

NOTICE

Weight and balance or operating limitation changes shall be entered in the appropriate aircraft record. An alteration must be compatible with all previous alterations to assure continued conformity with the applicable airworthiness requirements.

B. DESCRIPTION OF WORK ACCOMPLISHED (If more space is required, attach additional sheets. Identify with aircraft nationality and registration mark and date work completed.)

Removed the following:

Rate of Climb, Directional Gyro, Horizon Gyro and all head rests.

Installed the following:

Edo-Aire Mitchell Century IV flight director/autopilot with NSD-360 slaved DG, King dual (2) IX-175B Nav/Coms with dual (2) KA-39 voltage adapters, KVA-20 MB Rec. with audio amp, KN-74 Area Navigation System, KR-85 ADF with KI-225-01 zeroed pointer indicator, KI-220 RMI IND, KT-76 transponder, KN-65 Remote RME with KI-265 Ind. and KA-58 dual chan. with hold adapter, KN-72 dual slope rec., KN-74 remote VOR/LOC converter with KNI-520 indicator, RA-13 Nav duplexer, Ponce Mark-10 Radar Altimeter with vertical ind., A70-5 adjustable DH IND. & A72-1 Aural DF system, Aerosonics 101425-01211 altimeter with Alt. Digitizer, Aerosonics IVSI Rate of Climb Model 30230-0101, ARC DV-20A Inverter, Davco 811A Clock, Pearce-Simpson Model 2000 Bobcat CB radio, Systems Management Associates, Inc. EMS (Emergency Warning System) with Model RCS-1 EWT Receiver, Narce FM-1200 AM/FM stereo entertainment center and dual Hoshins "Stop-Thief" Aircraft Burglar Alarm Systems (one for aircraft and one for radio equipment), pilot's relief tube kit, radio master switch, aux. radio master switch and all associated antennas.

All work performed in accordance with AC43.13-2 Chap. 1, 2, 3, and Section 1A. Century IV autopilot/Flight Director installed under STC #SA3001EW-D and according to DWS AR365/AR460 FD-TAA approved Bulletin #589, NSD-360 Slaved installed according to FAA approved Bulletin #600. Electrical circuits of all equipment protected by "trip-free" circuit breakers or "in-line" fuses. Electrical load computed to be less than 80% of capacity of the A/C 60 amp alternator system. Alt digitizer/xpndr instl/static sys tested & supplies w/ACSI.

NEW WEIGHT AND BALANCE DATA:

A/C Empty Weight	2457.85#
A/C E.M.C.G.	41.62" aft datum
New Useful Load	1342.15#
Gross Weight	3800#
New Moments	102,293.5

-END-

DEPARTMENT OF TRANSPORTATION FEDERAL AVIATION ADMINISTRATION MAJOR REPAIR AND ALTERATION (Airframe, Powerplant, Propeller, or Appliance)		Form Approved Budget Bureau No. 04-R060.1 FOR FAA USE ONLY OFFICE IDENTIFICATION 2-208			
INSTRUCTIONS: Print or type all entries. See FAR 43.9, FAR 43 Appendix B, and AC 43.9-1 (or subsequent revision thereof) for instructions and disposition of this form.					
1. AIRCRAFT	MAKE	Cessna	MODEL	T210L	
	SERIAL NO.	21060633	NATIONALITY AND REGISTRATION MARK	N3116L	
2. OWNER	NAME (As shown on registration certificate)		ADDRESS (As shown on registration certificate)		
	Wolmack Machine Supply Co., Inc.		P.O. Box 35027 Dallas Texas 75235		
3. FOR FAA USE ONLY					
4. UNIT IDENTIFICATION					
UNIT	MAKE	MODEL	SERIAL NO.	5. TYPE	
AIRFRAME	***** (As described in item 1 above) *****			REPAIR	ALTERATION
POWERPLANT					
PROPELLER					
APPLIANCE	TYPE				
	MANUFACTURER				
6. CONFORMITY STATEMENT					
A. AGENCY'S NAME AND ADDRESS		B. KIND OF AGENCY		C. CERTIFICATE NO.	
Henry W. Garretson Route 2, Box 188-D Pearl River, La. 70452		<input checked="" type="checkbox"/> U.S. CERTIFICATED MECHANIC <input type="checkbox"/> FOREIGN CERTIFICATED MECHANIC <input type="checkbox"/> CERTIFICATED REPAIR STATION <input type="checkbox"/> MANUFACTURER		A & P 1685975	
D. I certify that the repair and/or alteration made to the unit(s) identified in item 4 above and described on the reverse or attachments hereto have been made in accordance with the requirements of Part 43 of the U.S. Federal Aviation Regulations and that the information furnished herein is true and correct to the best of my knowledge.					
DATE		SIGNATURE OF AUTHORIZED INDIVIDUAL			
9-8-75		<i>Henry W. Garretson</i>			
7. APPROVAL FOR RETURN TO SERVICE					
Pursuant to the authority given persons specified below, the unit identified in item 4 was inspected in the manner prescribed by the Administrator of the Federal Aviation Administration and is <input checked="" type="checkbox"/> APPROVED <input type="checkbox"/> REJECTED					
BY	FAA FLT. STANDARDS INSPECTOR	MANUFACTURER	INSPECTION AUTHORIZATION		
	FAA DESIGNEE	REPAIR STATION	CANADIAN DEPARTMENT OF TRANSPORT INSPECTOR OF AIRCRAFT		
DATE OF APPROVAL OR REJECTION	CERTIFICATE OR DESIGNATION NO.	SIGNATURE OF AUTHORIZED INDIVIDUAL			
9-8-75	CRS 3823	<i>Juan Rivas, Insp.</i>			

NOTICE

Weight and-balance or operating limitation changes shall be entered in the appropriate aircraft record. An alteration must be compatible with all previous alterations to assure continued conformity with the applicable airworthiness requirements.

8. DESCRIPTION OF WORK ACCOMPLISHED (If more space is required, attach additional sheets. Identify with aircraft nationality and registration mark and date work completed.) *TACH 23.0*

This aircraft has been modified with a recontoured wing leading edge, and a full span flap/aileron system in accordance with FAA STC SA 1525 HB.

*****NO ENTRIES BELOW THIS LINE*****

[The following text is extremely faint and largely illegible due to the quality of the scan. It appears to be a standard form with multiple sections for recording details of the work accomplished, including dates, locations, and signatures.]

ADDITIONAL SHEETS ARE ATTACHED

DEPARTMENT OF TRANSPORTATION
FEDERAL AVIATION ADMINISTRATION

MAJOR REPAIR AND ALTERATION
(Airframe, Powerplant, Propeller, or Appliance)

Form Approved
Budget Bureau No. 04-R060.1
FOR FAA USE ONLY
OFFICE IDENTIFICATION
2-1-02

INSTRUCTIONS: Print or type all entries. See FAR 43.9, FAR 43 Appendix B, and AC 43.9-1 (or subsequent revision thereof) for instructions and disposition of this form.

1. AIRCRAFT	MAKE Cessna	MODEL T210L
	SERIAL NO. 21060633	NATIONALITY AND REGISTRATION MARK N 8146L
2. OWNER	NAME (As shown on registration certificate) Womack Machine Supply Co.	ADDRESS (As shown on registration certificate) P. O. Box 35027 Dallas, Texas 75235

3. FOR FAA USE ONLY

4. UNIT IDENTIFICATION				5. TYPE	
UNIT	MAKE	MODEL	SERIAL NO.	REPAIR	ALTERATION
AIRFRAME	***** (As described in item 1 above) *****				XX
POWERPLANT					
PROPELLER					
APPLIANCE	TYPE				
	MANUFACTURER				

RECEIVED
AUG 15 1975
FAA DALLAS
GADO

6. CONFORMITY STATEMENT	
A. AGENCY'S NAME AND ADDRESS	B. KIND OF AGENCY
Redbird Electronics, Inc. Redbird Airport P. O. Box 24341 Dallas, Texas 75232	<input type="checkbox"/> U.S. CERTIFICATED MECHANIC
	<input type="checkbox"/> FOREIGN CERTIFICATED MECHANIC
	<input checked="" type="checkbox"/> CERTIFICATED REPAIR STATION
	<input type="checkbox"/> MANUFACTURER
C. CERTIFICATE NO. Limited Radio, Int'l. & Accessory Spec. Service Class I & II CRS #2135	

D. I certify that the repair and/or alteration made to the unit(s) identified in item 4 above and described on the reverse or attachments hereto have been made in accordance with the requirements of Part 43 of the U.S. Federal Aviation Regulations and that the information furnished herein is true and correct to the best of my knowledge.

DATE August 15, 1975	SIGNATURE OF AUTHORIZED INDIVIDUAL Ralph L. Ryan
--------------------------------	--

7. APPROVAL FOR RETURN TO SERVICE

Pursuant to the authority given persons specified below, the unit identified in item 4 was inspected in the manner prescribed by the Administrator of the Federal Aviation Administration and is APPROVED REJECTED

BY	FAA FLT. STANDARDS INSPECTOR	MANUFACTURER	INSPECTION AUTHORIZATION	OTHER (Specify)
		<input checked="" type="checkbox"/> FAA DESIGNEE	<input checked="" type="checkbox"/> REPAIR STATION	
DATE OF APPROVAL OR REJECTION August 15, 1975	CERTIFICATE OR DESIGNATION NO. CRS #2135	SIGNATURE OF AUTHORIZED INDIVIDUAL Ralph L. Ryan		

NOTICE

Weight and balance or operating limitation changes shall be entered in the appropriate aircraft record. An alteration must be compatible with all previous alterations to assure continued conformity with the applicable airworthiness requirements.

8. DESCRIPTION OF WORK ACCOMPLISHED (If more space is required, attach additional sheets. Identify with aircraft nationality and registration mark and date work completed.)

Removed the following:

Rate of Climb, Directional Gyro, Horizon Gyro and all head rests.
Installed the following:

Edo-Aire Mitchell Century IV flight director/autopilot with NSD-360 slaved DG, King dual (2) KX-175B Nav/Coms with dual (2) KA-39 voltage adapters, KMA-20 MB Rec. with audio amp, KN-74 Area Navigation System, KR-85 ADF with KI-225-01 remote mounted indicator, KI-226 RMI IND, KT-76 transponder, KN-65 Remote DME with KI-265 Ind. and KA-58 dual chan. with hold adapter, KN-73 glide slope rec., KN-77 remote VOR/LOC converter with KNI-520 indicator, KA-13 Nav duplexer, Bonzer Mark-10 Radar Altimeter with vertical ind., A70-5 adjustable DH Ind. & A72-1 Aural DF system, Aerosonics 101435-01211 altimeter with Alt. Digitizer, Aerosonics IVSI Rate of Climb Model 30230-0124, ARC DV-20A Inverter, Davco 811A Clock, Pearce-Simpson Model 23D Bobcat CB radio, Systems Management Associates, Inc. EWS (Emergency Warning System) with Model RCS-1 ELT Receiver, Narco FM-1200 AM/FM stereo entertainment center and dual Hoskins "Stop-Thief" Aircraft Burglar Alarm Systems (one for aircraft and one for radio equipment), pilot's relief tube kit, radio master switch, aux. radio master switch and all associated antennas.

All work performed in accordance with AC43.13-2 Chap. 1, 2, 3, and Section 1A. Century IV autopilot/Flight Director installed under STC #SA3001SW-D and according to DWG AK468/AK468 FD-FAA approved Bulletin #589, NSD-360 Slaved installed according to FAA approved Bulletin #600. Electrical circuits of all equipment protected by "trip-free" circuit breakers or "in-line" fuses. Electrical load computed to be less than 80% of capacity of the A/C 60 amp alternator system. Alt digitizer/xpndr instl/static sys tested & complies w/AC43-6.

NEW WEIGHT AND BALANCE DATA:

A/C Empty Weight	2457.85#
A/C E.W.C.G.	41.62" aft datum
New Useful Load	1342.15#
Gross Weight	3800#
New Moments	102,293.5

-END-

ADDITIONAL SHEETS ARE ATTACHED